

ISSN 1342-3177

IAE-AR-2023

Institute of Advanced Energy  
Kyoto University

# ANNUAL REPORT

## 2022



京都大学エネルギー理工学研究所  
Institute of Advanced Energy, Kyoto University



# **ANNUAL REPORT**

**2022**

**Institute of Advanced Energy  
Kyoto University**

Gokasho, Uji, Kyoto 611-0011  
Japan



# CONTENTS

Foreword	1
1. Staff List	2
2. Organization Chart	11
3. Research Activities	13
<b>3-1. Research Activities in 2022</b>	15
<b>Advanced Energy Generation Division</b>	
Quantum Radiation Energy Research Section	17
Advanced Atomic Energy Research Section	23
Advanced Plasma Energy Research Section	29
Complex Plasma Systems Research Section	35
Advanced Energy Research Section	43
<b>Advanced Energy Conversion Division</b>	
Functional Materials Science and Engineering Research Section	47
Advanced Laser Science Research Section	51
Advanced Energy Structural Materials Research Section	55
Optical Nano-science Research Section	59
Clean Energy Conversion Research Section	63
<b>Advanced Energy Utilization Division</b>	
Chemical Reaction Complex Processes Research Section	67
Molecular Nanotechnology Research Section	73
Biofunctional Chemistry Research Section	77
Structural Energy Bioscience Research Section	83
<b>Laboratory for Complex Energy Processes</b>	
Self - Assembly Science Research Section	91
Broad Band Energy Science Research Section	95
Environmental Microbiology Research Section	99
<b>Integrated Research Center for Carbon Negative Science</b>	
Integrated Research Center for Carbon Negative Energy Science	103
<b>3-2. Award</b>	111
4. Joint Usage/Research Program	123
5. Collaboration Works in the Laboratory for Complex Energy Processes	131
6. Integrated Research Center for Carbon Negative Science	137
7. Project with Other Universities and Organizations	141
8. How to get to the IAE	144



## FOREWORD



The Institute of Advanced Energy (IAE) was founded in May 1996 to explore the energy systems for the next generation by going back to the fundamental principles of nature, and to create new energy theories for the next generation and advanced technologies to guide and implement these theories. At present, the faculty members belonging to the Faculty Consort of Advanced Energy in the Natural Science Platform are engaged in 14 research sections in three divisions, each of which investigates one of the following three basic processes of energy: generation, conversion, and utilization. The Institute has established the Laboratory for Complex Energy Processes, which supports and stimulates collaborative research to address issues related to complex energy processes. The Integrated Research Center for Carbon Negative Science (ICaNS) was established in 2022. The Center will create new concepts, academic foundations, and science and technology for the effective use of carbon dioxide to realize a carbon neutral society through extensive collaboration with researchers from the Graduate Schools of Energy Science and Engineering.

The two core research areas of the Institute are “Plasma and Quantum Energy Science” and “Soft Energy Science”. The former aims to realize nuclear fusion to generate solar energy on Earth. The latter aims to achieve highly efficient energy use and conversion based on the principles of materials science and energy use by living organisms that have built the biosphere on Earth with solar energy. It also actively promotes the internationalization of research and the transfer of research results to society through cooperation between industry, academia and government.

Certified as a “Zero-Emission Energy” Joint Usage/Research Center by the Ministry of Education, Culture, Sports, Science and Technology (MEXT) in 2011, the Institute is entering its third phase of operation and will continue to contribute to the zero-emission energy research community. As a Zero-Emission Energy research center, we collaborate with domestic and overseas researchers in a wide range of academic fields and promote the shared use of cutting-edge research equipment to strengthen the foundation of academic research and to accelerate novel scientific research.

Japan has also set the goal of “virtually eliminating greenhouse gas emissions by 2050,” and carbon neutrality is now a goal for societies worldwide. The IAE is committed to a wide range of research into Zero-Emission Energy, which will play an increasingly important role in achieving carbon neutrality and providing a variety of new energy technology options.

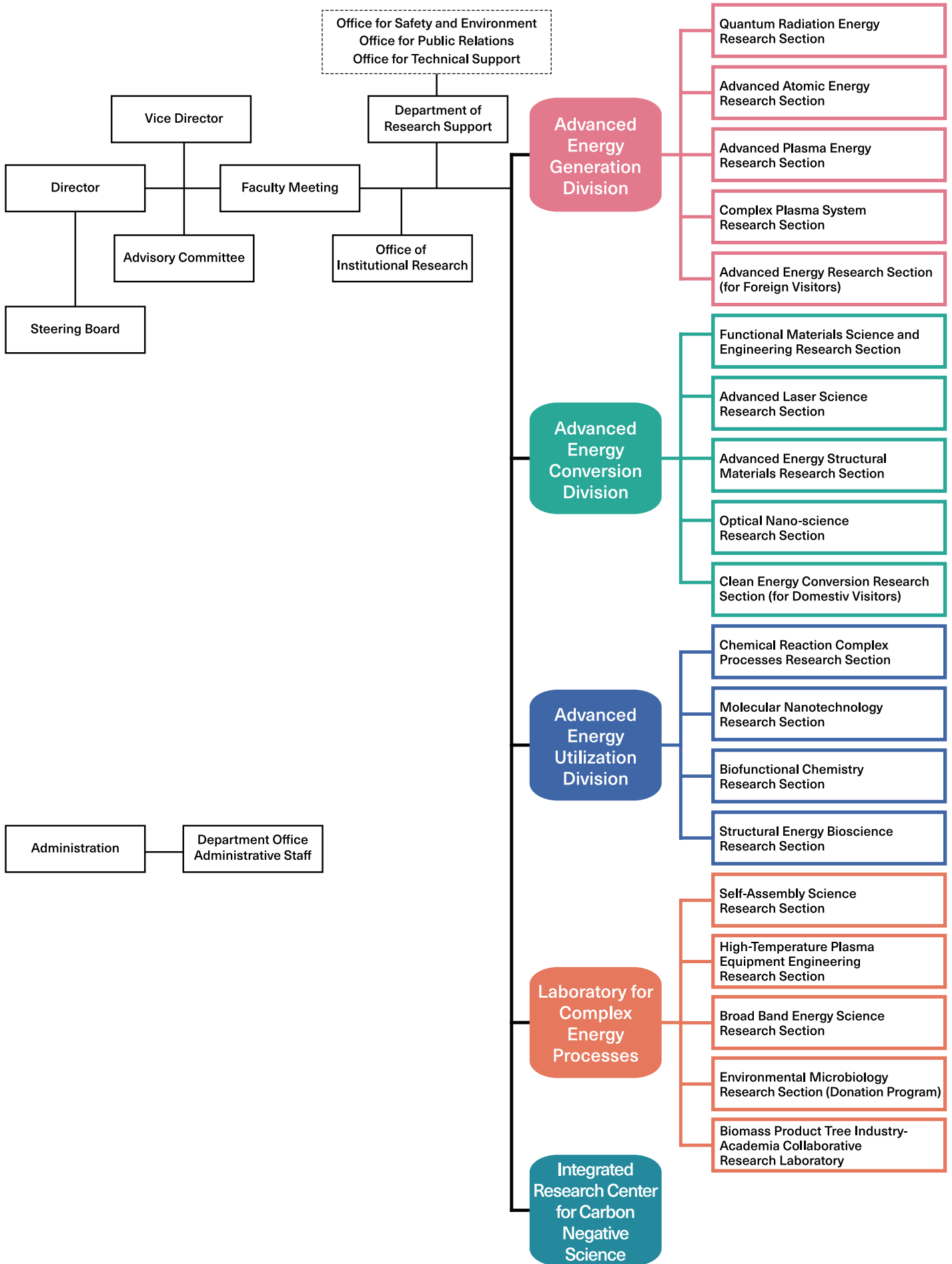
This annual report summarizes the major research achievements of each IAE’s research divisions for FY2022 (April 2022-March 2023) to represent IAE’s research activities. I hope you will enjoy our institute’s ongoing research in a wide range of scientific disciplines, which will surely provide innovative solutions to meet the demands of achieving carbon neutrality.

March 2023

A handwritten signature in black ink, which appears to read 'T. MORII'. The signature is written in a cursive, flowing style.

Takashi MORII  
Director  
Institute of Advanced Energy  
Kyoto University

## 2. ORGANIZATION CHART







## **3. RESEARCH ACTIVITIES**



## **3-1. RESEARCH ACTIVITIES IN 2022**



## Quantum Radiation Energy Research Section

H. Ohgaki, Professor  
 T. Kii, Associate Professor (concurrent)  
 H. Zen, Assistant Professor  
 Jordi Cravioto Caballero, Program-Specific Assistant Professor

## 1. Introduction

Coherent-radiation energy with a wide wavelength tunability and a high power is an indispensable tool for exploiting cutting-edge science. The research in this section aims at generating and application of new quantum-radiation energy. Free-electron laser (FEL) is one of such radiation. We have been developing a mid-infrared FEL, KU-FEL. To extend study field wider wavelength region, a coherent A compact THz source, high Tc undulator for X-ray generation, and Laser Compton Gamma-ray (LCS) for isotope imaging have been carried out. Transdisciplinary research on renewable energy has also been promoted through international collaborations.

## 2. Free-electron Laser

FEL is a next generation light source because of its wide wavelength tunability where the conventional lasers cannot reach, potential high efficiency, and high peak power. However, the system is usually much larger and the cost is higher than conventional lasers. We are going to overcome these difficulties by exploiting an RF (radio-frequency) gun, a high Tc undulator, etc.

### 2.1 KU-FEL

The target wavelength of KU-FEL is MIR (Mid infra-red) regime, from 5 to 20  $\mu\text{m}$ , with high-power and turnability for basic researches on energy materials. Figure 1 shows a schematic drawing of the KU-FEL system. The KU-FEL consists of a 4.5-cell thermionic RF gun, a 3-m travelling wave accelerator tube, a beam transport system, and a 1.8-m undulator and a 5-m optical resonator. The FEL device now can cover the wavelength range from 3.4 to 28  $\mu\text{m}$ . The maximum macro-pulse energy which can provide is around 60 mJ in a 2- $\mu\text{s}$  macro-pulse at the wavelength of 9.8  $\mu\text{m}$ . The FEL is routinely operated and opened for internal and external users.

For increasing the peak power of the KU-FEL, the photocathode operation of the 4.5-cell thermionic RF gun has been established. Under the photocathode operation, the micro-pulse energy of 100  $\mu\text{J}$  and the world highest extraction efficiency (9.4%) of the oscillator-type FEL has been achieved. Then the micro-pulse duration was shortened down to 150 fs

( $\sim 4.2$  cycles at 11  $\mu\text{m}$ ).

For further increase of the peak power of KU-FEL, newly fabricated 1.6-cell RF gun has been installed at the upstream side of the accelerator tube. The initial commissioning of the new RF gun was successfully finished and FEL lasing with the electron beam generated from the gun has been achieved. Currently a copper cathode is used and the electron bunch charge is small and the FEL intensity is not so high. The cathode will be exchanged to CsTe to increase the FEL intensity.

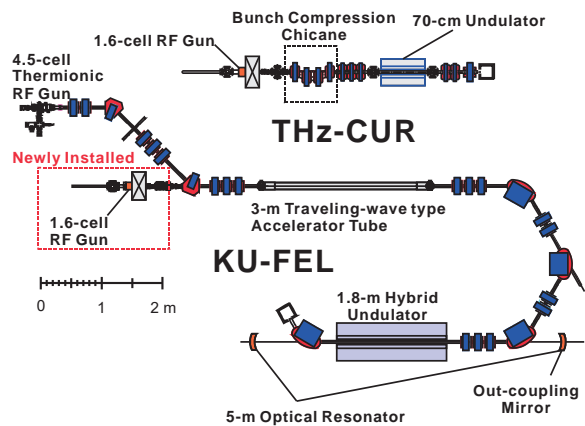


Fig. 1 Schematic drawing of the KU-FEL and THz-CUR

### 2.2 THz Coherent Undulator Radiation Source

A new compact terahertz coherent undulator radiation source (THz-CUR in Fig. 1) has been constructed. It consists of a 1.6-cell RF-gun, a solenoid magnet, a magnetic chicane bunch compressor, a triplet quadrupole magnet, a planar undulator, and a laser system for photocathode. In this device, short electron bunches are generated by the photocathode RF gun and the bunch compressor. The electron bunches are injected to the undulator and intense coherent undulator radiation can be generated.

The 1.6 cell RF gun used for the THz-CUR was replaced with an energy chirping cell attached RF gun for improving its performance under collaboration with Dr. Sakaue, Tokyo University. The gun utilizes a velocity bunching scheme for generating ultra-short electron bunch. A commissioning experiment has been done and the saturation of THz peak power due to the space charge effect can be success-

fully suppressed.

The polarization control method of the THz-CUR has been developed under collaboration with Dr. Kashiwagi, Tohoku University. The polarization state of the THz-CUR can be easily controlled from linear to left-handed circular and right-handed circular without significant power loss.

### 2.3 Application of MIR-FEL and THz-CUR

Many application researches of MIR-FEL and THz-CUR have been performed under the Joint Usage/Research Center for Zero Emission Energy Research of our Institute. In JFY2022, 18 external user groups used KU-FEL.

### 3. Bulk SC Staggered Array Undulator

An undulator with strong magnetic field will play an important role in future synchrotron light sources and FELs. We have developing a new undulator which consists of stacked bulk high critical temperature superconductors array and a solenoid magnet. As a next prototype of this type of undulator, we have developed new prototype consists of a new solenoid whose maximum field was 6 T and GM cryocooler. In order to reduce field amplitude fluctuation and to increase field strength, hybrid structure with vanadium permendur has been tested (Fig. 3).

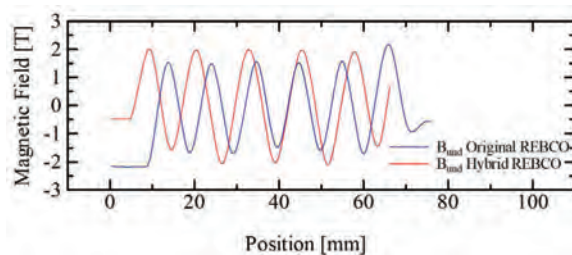


Fig. 3 Undulator field using the GdBaCuO bulk superconductor and vanadium permendur (red line: Hybrid REBCO) is stronger than that of conventional GdBaCuO bulk superconductor (blue line: Original REBCO). Fluctuation of peak field strength is slightly reduced.

### 4. Isotope Imaging for Nuclear Safety and Security

We have proposed the F-LCS beam which has broader energy bandwidth with a small beam size and a spatially uniform energy spectrum. By using a helical undulator installed in a storage ring, such as the APPLE-II undulator in the BL1U beamline of UVSOR synchrotron facility, a circular motion of electrons stored in the storage ring can be excited. This circular motion of electrons widens the electron beam size and divergence. Due to the LCS interaction principle, broader bandwidth and a wider spatial distribution of the scattered gamma-ray beam can be expected. A simulation with EGS5 code has been performed and the proof of principle experiment car-

ried out in the BL1U of UVSOR.

### 5. Social aspects of energy use

Despite the enormous efforts, more than 775 million people remain without electricity in 2023, of which 31 million live in Southeast Asia. Electrification can positively influence poverty eradication and development as well as exacerbate already existing inequalities in those communities. Our group investigates such effects with a perspective focused on quality of life, comparing the process and results of different electrification systems in rural contexts in SE Asia (Fig. 5). Applying qualitative techniques, our most recent studies have found that PV systems have improved the capabilities for education in rural households, reduced reliance on kerosene lamps and car batteries, and helped social and family interaction. Also, how the system's capacity can limit economic development or create concerns about the shift in lifestyle and sleep cycles, given the extended use of lighting at homes.



Fig. 5 Rural electrification survey sites 2016-2022

In urban contexts of ASEAN, our group has analysed how household roles affect efficient appliance purchasing intention. Finally, in the context of Latin America, we also study geographical and socio-cultural characterizations of household energy services.

### Acknowledgment

All our research work have been supported by the KAKENHI, Q-LEAP(MEXT), JASTIP(JST), UVSOR Collaboration Research, The Heiwa Nakajima Foundation, The Murata Foundation, Hitachi Zaidan, CSEAS DASU (Kyoto University), and the Laboratory for Complex Energy Processes Collaboration Research (IAE).

## Collaboration Works

大垣英明, University of Malaya (マレーシア), 倉田奨励基金

大垣英明, NSTDA (タイ), JASTIP「日 ASEAN 科学技術イノベーション共同研究拠点—持続可能開発研究の推進」

大垣英明, University of Malaya (マレーシア), JASTIP-net

## Financial Support

### 1. Grant-in-Aid for Scientific Research

大垣英明, 基盤研究(B), F-LCS レーザーコンプトン散乱 $\gamma$ 線による同位体イメージングの高度化に関する研究

全炳俊, 基盤研究(B), 共振器型自由電子レーザーの引き出し効率飛躍的向上に関する研究

全炳俊, 基盤研究(B), 超短パルス自由電子レーザーによる長波長赤外強光子場科学の開拓 (分担金)

金城良太, 若手研究, 高温超伝導クランクリングを用いたアンジュレータ

Cravioto Jordi, 基盤研究(B), 包括的 QoL 評価法の確立: 東南アジアの僻地電化における幸福度と不公平

### 2. Others

大垣英明, 理化学研究所, 次世代アンジュレータのための高温超伝導体の評価研究

大垣英明, Paul Scherrer Institute (スイス), Testing of REBCO bulk undulator prototype

大垣英明, 東京大学, 「先端レーザーイノベーション拠点「次世代アト秒レーザー光源と先端計測技術の開発」部門」「自由電子レーザーで駆動する高繰り返しアト秒光源のための基礎基盤技術の研究」)

大垣英明, 科学技術振興機構, 日 ASEAN 科学技術イノベーション共同研究拠点—持続可能開発研究の推進—

大垣英明, 科学技術振興機構, サトウキビ収穫廃棄物の統合バイオリファイナリー

大垣英明, (公財) トヨタ財団, 異なる国・セクターを繋ぐ科学技術イノベーションコーディネーションに関する学びあい: 人材育成プログラムの開発と政策提言

## Publications

R. Kinjo, C. Marco, K. Zhang, X. Liang, T. Schmidt, M. D. Ainslie, A. R. Dennis, J. H. Durrell, Inverse analysis of critical current density in a bulk HTS undulator, *Physical Review Accelerators and Beams*, 25, 043502, 2022

RG. Ochoa, DI. Avila-Ortega, J. Cravioto, Energy services' access deprivation in Mexico: A geographic, climatic and social perspective, *Energy Policy*, 164, 112822, 2022

T. Kawasaki, H. Zen, T. Sakai, Y. Sumitomo, K. Nogami, K. Hayakawa, T. Yaji, T. Ohta, T. Nagata, Y. Hayakawa, Degradation of Lignin by Infrared Free Electron Laser, *Polymers*, 14, 12, 2401, 2022

Z. Ihama, I. Subramaniam, A.A. Jamaludin, W.A.A. Qadr I. Wan-Mohtar, S.A. Halim-Lim, H. Ohgaki, K. Ishihara, M.R.A. Mansor, Analysing dimensions and indicators to design energy education framework in Malaysia using the analytic hierarchy process (AHP), *Energy Reports*, 8, 1013-1024, 2022

R. Miyagawa, D. Kamibayashi, H. Nakamura, M. Hashida, H. Zen, T. Somekawa, T. Matsuoka, H. Ogura, D. Sagae, Y. Seto, T. Shobu, A. Tominaga, O. Eryu, N. Ozaki, Crystallinity in periodic nanostructure surface on Si substrates induced by near- and mid-infrared femto-second laser irradiation, *Scientific Reports*, 12, 20955, 2022

河野哲朗, 寒河江登志朗, 境武志, 全炳俊, 大垣英明, 早川恭史, 岡田裕之, 自由電子レーザーの齒科分野での利用—LEBRA-FEL・KU-FEL での研究から—, *レーザー加工学会誌*, 29, 3, 166-171, 2022

N. Sei, H. Zen, and H. Ohgaki, Deformation of an electronic bunch caused by free-electron lasers, *Physica Scripta*, 98, 025510, 2023

Y. Uozumi, T. Furuta, Y. Yamaguchi, H. Zen, T. Kii, H. Ohgaki, E. Velicheva, V. Kalinnikow, Z. Tsamalaidze, P. Evtoukhovitch, Study of crystalline scintillator response with development of single-electron beam of 2–6 MeV at KU-FEL, *Journal of Nuclear Science and Technology*, 2023

H. Negm, H. Zen, H. Ohgaki, Comprehensive simulation study on CT isotope imaging beyond the experiment on the Pb-208 based on nuclear resonance fluorescence, *Journal of Nuclear Science and Technology*, 59, 7, 875-887, 2022

V. Vai, S. Eng, C. Chhlonh, H. Ohgaki, Economic Anal-



ysis of a Grid-Connected Rooftop PV System for a Factory in Phnom Penh, Regional Conference in Mechanical Manufacturing Engineering, 1177-1186, 2022

S. Sukara, K. Kongmali, S. Rimjaem, H. Ohgaki, Design and Simulation of the MIR-FEL Generation System at Chiang Mai University, IPAC2022 - Proceedings, TUPOPT030, 2022

H. Ohgaki, K. Ali, T. Kii, H. Zen, M. Fujimoto, Y. Taira, T. Hayakawa, T. Shizuma, Generation of Flat-Laser Compton Scattering Gamma-ray Beam in UVSOR, IPAC2022 - Proceedings, THPOMS046, 2022

J. Bo, H. Zen, R. Akasegawa, K. Hachiya, K. Yoshida, H. Ohgaki, Selective excitation of  $LO_3$  phonon mode of  $SrTiO_3$ , 47th International Conference on Infrared, Millimeter, and Terahertz Waves, IRMMW-THz, 2022

羽島良一, 全炳俊, 大垣英明, 長波長赤外領域における数サイクル FEL パルスによる気体、固体の発光現象, Proceedings of the 19th Annual Meeting of Particle Accelerator Society of Japan, 771-774, 2023

Y. Zhao, H. Ohgaki, H. Zen, Simulation of a new photocathode RF gun in KU-FEL, Proceedings of the 19th Annual Meeting of Particle Accelerator Society of Japan, 115-117, 2023

坂本文人, 全炳俊, 平義隆, 加藤政博, 山川清志, 近藤祐治, 佐々木昭二, 細谷潤, 今野弘樹, 光クライストロン用バンチャー電磁石の性能改善に関する検討, Proceedings of the 19th Annual Meeting of Particle Accelerator Society of Japan, 775-779, 2023

全炳俊, 山崎潤一郎, 藤本將輝, 林憲志, 太田紘志, 平義隆, 加藤政博, UVSOR-FEL の再立上げと Intra-cavity Compton Scattering によるガンマ線発生, Proceedings of the 19th Annual Meeting of Particle Accelerator Society of Japan, 949-952, 2023

全炳俊, 紀井俊輝, 大垣英明, 京都大学自由電子レーザ施設の現状, Proceedings of the 19th Annual Meeting of Particle Accelerator Society of Japan, 1079-1083, 2023

紀井俊輝, 富田優, 赤坂友幸, バルク  $MgB_2$  を用いた超伝導アンジュレータ試験機の開発, Proceedings of the 19th Annual Meeting of Particle Accelerator Society of Japan, 545-547, 2023

Anugerah Yuka Asmara, AR. Rohman Taufiq Hidayat, B. Kurniawan, H. Ohgaki, T. Mitsufuji, J. Cravioto, Building a Sustainable Photovoltaic Innovation System in Indonesia Through Network Governance Perspective, Environment & Policy, Environmental Governance in

Indonesia, A. Triyanti et al. (eds.), 61, 463-485, 2023

## Presentations

H. Ohgaki, Current biogas-to electricity Status, pilot case and funding opportunities, Biogas-to-Electricity Focus Group Discussion (FGD) in ASEAN, Online, 2022.3.17

紀井俊輝, 富田優, 赤坂友幸, バルク  $MgB_2$  アレイを用いた周期交替磁場の生成, 2022 年度第 103 回春季低温工学・超伝導学会研究発表会, タワーホール船堀, 2022.6.21

H. Ohgaki, Accelerator and Photon Sources, 2022 UST Global Mentoring Conference, Online, 2022.6.22

H. Ohgaki, Electron Accelerators and Generation of Quantum Radiations, The 11th Korea-Japan Summer School, Kyeongju, 2022.8.1

H. Ohgaki, Current Global Energy Situation and Carbon-Neutral 2050, The 9th International Symposium on the Fusion of Science & Technologies and The 2nd Rajamangala University of Technology Suvarnabhumi International Conference, Rajamangala University of Technology Suvarnabhumi, 2022.8.17

H. Zen, H. Ohgaki, R. Hajima, Observation of Burnham-Chiao ringing with pi-phase jumps in a high-efficiency superradiance FEL oscillator, The 40th International Free Electron Laser Conference (FEL2022), Trieste Conventio Center, Trieste, Italy, 2022.8.23

H. Zen and H. Ohgaki, Origin of the complex beam profile of a hole-coupled free electron laser oscillator, The 40th International Free Electron Laser Conference (FEL2022), Trieste Conventio Center, Trieste, Italy, 2022.8.22

J.Y.H. Bo, H. Zen, R. Akasegawa, K. Hachiya, K. Yoshida, H. Ohgaki, Selective Excitation of  $LO_3$  Phonon Mode of  $SrTiO_3$ , 47th International Conference on Infrared, Millimeter and Terahertz Waves (IRMMW-THz) 2022, The Aula Conference Center of Delft University of Technology, Delft, Netherland, 2022.8.29

H. Zen, H. Ohgaki, R. Hajima, High extraction efficiency operation of oscillator-type Free Electron Laser driven by a normal conducting linac, 31st International Linear Accelerator Conference LINAC2022, The Arena Convention Center, Liverpool, United Kingdom, 2022.9.1

大垣英明, Khaled Ali, 紀井俊輝, 全炳俊, 早川岳人, 静間俊行, 藤本将輝, 平義孝, Generation OF Flat-Laser Compton Scattering Gamma-Ray Beam in UVSOR: Simulation Study, 日本原子力学会 2022 年秋の大会, 茨城大学日立キャンパス, 2022.9.8

H. Zen, R. Hajima, H. Ohgaki, Few cycle pulse generation from a high efficiency free-electron laser oscillator operated in super radiance regime, 11th International Workshop on Infrared Microscopy and Spectroscopy with Accelerator Based Sources, Grand Prince Hotel Hiroshima, Hiroshima Japan (Hybrid), 2022.10.7

全炳俊, 紀井俊輝, 大垣英明, 京都大学自由電子レーザー施設の現状, 第 19 回日本加速器学会年会, Online, 2022.10.18-19

太田紘志, 平義隆, 杉田健人, 林憲志, 山崎潤一郎, 水口あき, 全炳俊, 加藤政博, UVSOR 光源加速器の現状 2022, 第 19 回日本加速器学会年会, Online, 2022.10.18-19

紀井俊輝, 富田優, 赤坂友幸, バルク MgB<sub>2</sub> を用いた超伝導アンジュレータ試験機の開発, 第 19 回日本加速器学会年会, Online, 2022.10.18-19

平義隆, 杉田健人, 岡野泰彬, 平出哲也, 遠藤駿典, 全炳俊, 静間俊行, UVSOR-III におけるガンマ線源開発と利用研究, 第 19 回日本加速器学会年会, Online, 2022.10.19

全炳俊, 大垣英明, 羽島良一, 京都大学中赤外自由電子レーザーの更なる引き出し効率向上に向けた検討, 第 19 回日本加速器学会年会, Online, 2022.10.19

趙宇皓, 全炳俊, 大垣英明, 光陰極高周波電子銃の導入による KU-FEL の性能向上に関するシミュレーション研究, 第 19 回日本加速器学会年会, Online, 2022.10.20

全炳俊, 大垣英明, 羽島良一, 中赤外自由電子レーザーの分散制御によるパルス圧縮, 第 19 回日本加速器学会年会, Online, 2022.10.20

羽島良一, 全炳俊, 大垣英明, 長波長赤外領域における数サイクル FEL パルスによる気体、固体の発光現象, 第 19 回日本加速器学会年会, Online, 2022.10.20

坂本文人, 全炳俊, 平義隆, 加藤政博, 山川清志, 近藤祐治, 佐々木昭二, 細矢潤, 今野弘樹, 光クライストロン用バンチャー電磁石の性能改善に関する検討, 第 19 回日本加速器学会年会, Online, 2022.10.20

全炳俊, 山崎潤一郎, 藤本将輝, 林憲志, 太田紘志,

平義隆, 加藤政博, UVSOR-FEL の再立上げと Intra-cavity Compton Scattering によるガンマ線発生, 第 19 回日本加速器学会年会, Online, 2022.10.20

R. Onbuddha, S. Papong, J. Mugkalsiri, B. Thanomnim, H. Ohgaki, S. Ogata, Life cycle thinking for sugarcane trash management toward a circular economy, 8th International Conference on Sustainable Energy and Environment, The Knowledge Xchange, Bangkok, Thailand, 2022.11.8

H. Ohgaki, Y. Ueda, Environment-friendly water treatment by fine bubbles, COP27 Japan Pavilion Seminar, SHARM EL-SHEIKH, 2022.11.10

H. Ohgaki, Panel Discussion: Electronics and Automotive, Cambodia Tech Expo 2022, Koh Pich Exhibition Center, Phnom Penh, Cambodia, 2022.11.12

全炳俊, 自由電子レーザーの開発と利用, 分子研研究会「UVSOR-III における多様な量子ビームの発生と先端利用に関する研究会」, 岡崎コンファレンスセンター, 2022.11.28

大垣英明, ガンマ線を用いた原子核物理実験とその応用, 分子研研究会「UVSOR-III における多様な量子ビームの発生と先端利用に関する研究会」, 岡崎コンファレンスセンター, 2022.11.28

大垣英明, Flat Laser Compton Gamma-ray Beam Generation in UVSOR, 15th Eco-Energy and Materials Science and Engineering Symposium, Dusit Thani Pattaya, Chonburi, Thailand, 2022.12.8

Ju Yoon Hnin Bo, Nonlinear Vibrational Spectroscopy Study in KU-FEL, 15th Eco-Energy and Materials Science and Engineering Symposium, Dusit Thani Pattaya, Chonburi, Thailand, 2022.12.8

S. Sukara, Development of MIR Free-electron Laser Oscillator at Chiang Mai University, 15th Eco-Energy and Materials Science and Engineering Symposium, Dusit Thani Pattaya, Chonburi, Thailand, 2022.12.9

Y. Zhao, Start-to-End Study of KU-FEL with New Photocathode RF Gun, 15th Eco-Energy and Materials Science and Engineering Symposium, Dusit Thani Pattaya, Chonburi, Thailand, 2022.12.9

H. Yoshida, Development of THz-wave Parametric Generator Seeded by Synchronously Pumped Parametric Oscillator, 15th Eco-Energy and Materials Science and Engineering Symposium, Dusit Thani Pattaya, Chonburi, Thailand, 2022.12.9

J. Cravioto, H. Ohgaki, M. Napao, J. QUIÑONES, J.A.

Cabrera, Solar Home Systems & Quality of Life: Narratives from Rural Households in the Philippines, Grand Renewable Energy 2022 International Conference, Online, 2022.12.14

羽島良一, 川瀬啓悟, KogaJamesK, 全炳俊, 大垣英明, 長波長赤外パルスによる機体の放電発光, 第36回日本放射光学会年会・放射光科学合同シンポジウム, 立命館大学びわこ・くさつキャンパス, 2023.1.9

全炳俊, 羽島良一, 大垣英明, 中赤外自由電子レーザーのパルス圧縮, 第36回日本放射光学会年会・放射光科学合同シンポジウム, 立命館大学びわこ・くさつキャンパス, 2023.1.9

川崎平康, 清紀弘, 山口裕資, 境武志, 木下輝, 住友洋介, 野上杏子, 早川建, 家路豊成, 太田俊明, 永田崇, 全炳俊, 入澤明典, 早川恭史, 谷正彦, 築山光一, 赤外自由電子レーザーとジャイロトロンを用いたリグノセルロースの構造研究, 第36回日本放射光学会年会・放射光科学合同シンポジウム, 立命館大学びわこ・くさつキャンパス, 2023.1.9

H. Ohgaki, RE Implementation: Study on Rural Electrification in ASEAN, The 8th JASTIP-WP2 Annual Workshop, NSTDA, Puthumthani. Thailand, 2023.1.9

全炳俊, 大垣英明, 光取り出し真空窓変更によるKU-FEL利用効率の向上, 第29回FELとHigh-Power Radiation 研究会, 量子科学技術研究開発機構関西光科学研究所, 2023.2.22

大垣英明, 全炳俊, 紀井俊輝, 早川岳人, 静間俊行, 平義隆, 藤本将輝, アリカレド, UVSOR におけるF-LCSガンマ線ビーム発生に関する研究: 実験, 日本原子力学会 2023年春の年会, 東京大学駒場キャンパス, 2023.3.14

坂本文人, 南野冠汰, 全炳俊, コヒーレント高調波の観測に向けた小型高分解能紫外分光器の構築, 日本原子力学会 2023年春の年会, 東京大学駒場キャンパス, 2023.3.14

元木貴則, 三輪将也, 仙波実怜, 近藤莉帆, 下山淳一, 紀井俊輝, SDMG法REBCO溶融凝固バルクの中低温捕捉磁場特性, 第70回応用物理学会春季学術講演会, 上智大学 四谷キャンパス+オンライン, 2023.3.16

宍倉文夫, 全炳俊, 早川建, 小松崎良将, 早川恭史, 境武志, 野上杏子, 高橋由美子, 田中俊成, 紀井俊輝, 大垣英明, ザリガニの複眼からコオロギの複眼へ: 中赤外線反応の普遍性と反応の生物学的意義を求めて, 令和4年度LEBRAユーザーミーティング, 日本大学理工学部船橋校舎, 2023.3.22

小林進二, 永岡賢一, 稲垣滋, 長崎百伸, 伊藤龍志, 藤田智大, 山戸瞭雅, 大垣英明, 紀井俊輝, 全炳俊, 岡田浩之, 大島慎介, 門信一郎, 南貴司, 木島滋, 水内亨, ヘリオトロン型磁場配位で観測される統計加速現象におけるエネルギー拡散過程, 日本物理学会 2023年春季大会, Online, 2023.3.23

羽島良一, 川瀬啓悟, James K. Koga, 全炳俊, 大垣英明, 長波長赤外FELパルス列による気体のカスケード電離, 日本物理学会 2023年春季大会, Online, 2023.3.25

Advanced Atomic Energy Research Section

J. Yagi, Associate Professor  
K. Mukai, Assistant Professor

1. Introduction

Main objective of our research section is to realize advanced energy systems for the sustainable development under global environmental constraints. We have shown a Zero-emission energy scenario based on fusion energy with biomass-based recycling system where biomass waste is converted into liquid fuel or hydrogen. And further we now propose an innovative Negative emission scenario. to isolate CO<sub>2</sub> in the atmosphere by a carbonization process. Our research section focuses on development of hydrogen isotopes fuel circulation system, breeding blankets, fusion material R&D, feasibility study for fusion-biomass hybrid power system, conversion of biomass waste, and fusion neutron generation/measurement. Followings are main research achievements in the fiscal year of 2022.

- Finding electronic descriptors for predicting defect formation properties in Be intermetallics.
- Development and successful operation of liquid lithium lead droplet system for efficient recovery of hydrogen isotope using a heat and mass-transfer loop.
- Development of diffusion pump using sodium vapor for the divertor exhaust in a fusion system.
- Electrochemical purification of Bi in Li-Pb eutectic using chloride molten salt

2. Electronic descriptors for Be intermetallics

The use of an electronic descriptor is a high-throughput approach for predicting the chemical reactivities of various materials that has the potential to significantly facilitate the material design of Be intermetallic neutron multipliers for nuclear fusion applications. Herein, we perform first-principles calculations on 42 existing binary Be intermetallics to find an effective electronic descriptor. We demonstrate that the occupied Be *p* band center relative to the Fermi level is a bulk descriptor, correlating with the Be vacancy formation energy; a positive and linear correlation with  $R^2 = 0.85$  was observed for Be<sub>12</sub>X (X: transition metal) as shown in Fig. 1. The upward shift in energy of the occupied Be *p* states with early or middle transition metals can reduce hydrogen solution energy, which could be attributed to the less filled anti-bonding state of interstitial hydrogen atom. It is confirmed

that the bulk descriptor is an experimentally measurable scale, having the strong linearity ( $R^2 = 0.97$ ) with the calculated.

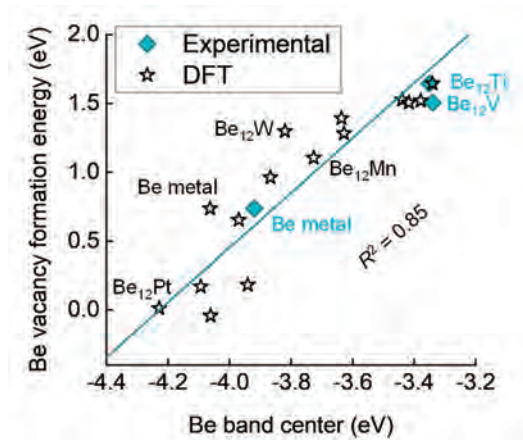


Fig. 1 Plots of vacancy formation energy in Be<sub>12</sub>X with occupied Be *p* band center

3. Development of hydrogen isotope (deuterium) recovery from liquid lithium lead droplet system

Lead lithium eutectic alloy (Pb-17at%Li, Pb-Li) is a candidate liquid breeding material with low chemical reactivity and good tritium breeding ratio. Effective tritium recovery method from the liquid must be developed for the blanket system with minimal tritium

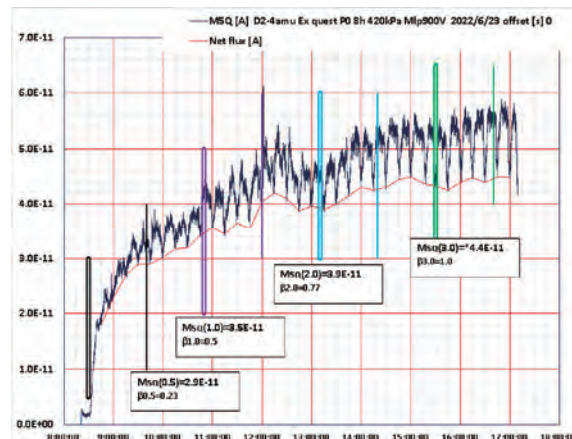


Fig. 2 The deuterium recovered from Pb-Li droplets while falling in a vacuum.

loss. The vacuum sieve tray (VST) method, tritium recovery from the liquid droplet surface falling in a vacuum, is a promising candidate developed in this section. This fiscal year, on a collaboration work with National Institute for Fusion Science (NIFS), the continuous operation campaign was performed. One of the recovery results is shown in Fig. 2. The deuterium dissolved in the Pb-Li loop system was successfully recovered at the VST test section.

#### 4. Development of diffusion pump using sodium vapor for the divertor exhaust in a fusion system

Vacuum pump for the fusion system is quite important regardless of the confinement style, which must have high efficiency and resistance against tritium contamination and radiation. Additionally, it should work in strong magnetic field, without the release of high-Z element depending on the fusion system.

The diffusion pump which usually utilizes oil or mercury vapor to transfer the momentum, can be a candidate when the vapor source is replaced to the light alkali metal (such as Li or Na) which is free from radiation degradation. In this work, we tried to modify a commercial diffusion pump and the pumping speed is investigated. As the modification, the oil was replaced by sodium of the same volume, a voltage controller was added to the heater, and a cooling fan for

the radiator-fin was replaced to a speed controllable one. Thermocouples to monitor the surface temperature of the pump were also attached.

Evacuation by Na vapor was obviously observed when the boiler temperature was close to or above 950 K. The heating of the boiler and the cooling of the radiator-fin showed a positive effect on the pumping speed (Fig. 3). So far, evacuation against He gas achieved 30L/s with Na vapor which is a bit slower than the one with oil vapor (~120 L/s) in the as received pumping system.

Considering these results and our past works on the purification of liquid metal, liquid alkali metal will be applicable for the vapor diffusion pump for fusion system.

#### 5. Electrochemical purification of Bi in Li-Pb eutectic using chloride molten salt

Liquid lithium lead eutectic alloy (Li-Pb), a candidate of tritium breeding material in a fusion blanket, is easy to contain bismuth (Bi) as an initial impurity or transmutation product from lead (Pb). In neutron fields, Bi is transmuted to polonium (Po), a radioactive element. However, the extraction method for Bi has not yet been established.

In this research, an electrochemical method using chloride molten salt was employed to reduce Bi. This method has been suggested to have the potential to reduce several kinds of impurities. In this experiment, an electrochemical cell filled with chloride molten salt (LiCl 59.2 mol % - KCl 40.8 mol%) was prepared, and Li-Pb in an alumina crucible was placed in the chloride molten salt as the counter electrode. The working electrode was the liquid lead in a glass tube.

As a result of chrono-amperometry (CA) and ICP-MS analysis of the lead working electrode, transport of Bi into the lead electrode was confirmed when the potential of the electrode is around 1.5 V vs Li-Pb potential as shown in Fig. 4.

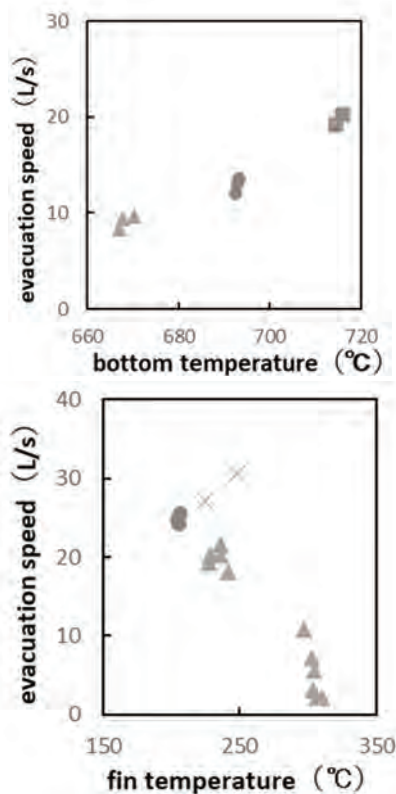


Fig. 3: Evacuation speed of Na vapor diffusion pump, changing the bottom boiler temperature (upside) and cooling fin temperature (downside)

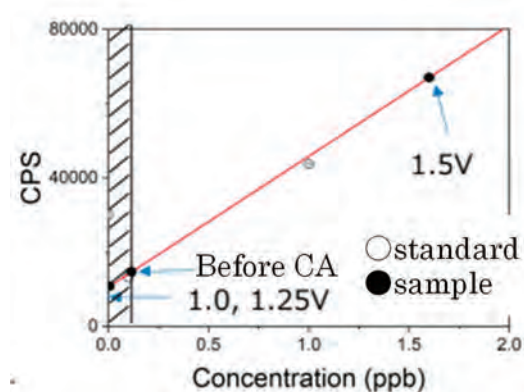


Fig. 4 Concentration of Bi in Pb electrode after chrono-amperometry (CA)

## Collaboration Works

八木重郎, University of California San Diego (アメリカ), SiC/SiC 複合材料で製作した配管試験体を流動液体金属 (PbLi) に曝露し、その腐食特性を調べる

八木重郎, 核融合科学研究所一般共同研究, 液体金属ブランケットループに於けるトリチウム 移流特性に関する研究

八木重郎, 核融合科学研究所一般共同研究, 横断的研究のための COE 共同研究プラットフォーム・Oroshi-2 の利用検討会

八木重郎, 核融合科学研究所一般共同研究, 液体増殖材中の DT 中性子照射生成トリチウムの金属壁透過及び制御実験

八木重郎, 核融合科学研究所一般共同研究, 熔融塩循環システム凝固バルブの試作と機能実証

八木重郎, 核融合科学研究所一般共同研究, MHD 流動特性に基づく自己冷却液体ブランケット流路構造の基礎検討

八木重郎, 核融合科学研究所一般共同研究, ヘリカル炉液体ブランケット用機能性被覆の実用化に向けた製作技術開発

興野文人, 核融合科学研究所一般共同研究, 核融合エネルギーを使用した CO<sub>2</sub> ゼロ水素製造技術と再生エネルギー補完システムの研究

## Financial Support

### 1. Grant-in-Aid for Scientific Research

八木重郎, 基盤研究(B), 高強度中性子環境における電気絶縁被覆機能材料の反跳原子による特性変化 (分担金)

向井啓祐, 若手研究, 核融合ブランケットの中性子輸送と燃料生産性の実験評価

向井啓祐, 基盤研究(B), リチウム6 同位体濃縮の為のハイブリッドカスケーディングシステムの開発 (分担金)

荻野靖之, 特別研究員奨励費, 核融合炉ブランケットの中性子輸送とトリチウム増殖現象の実験解析の研究

坂部俊郎, 特別研究員奨励費, 放電型核融合中性子源の実用化に向けた自己制御システムの構築に関する研究

## 2. Others

八木重郎, 量子科学技術研究開発機構, 液体リチウム流動ループ中での窒素トラップの健全性評価

八木重郎, 京都フュージョニアリング (株), 核融合炉内機器及び付属システムの開発研究

八木重郎, 京都フュージョニアリング (株) (O I 機構), 核融合炉内機器及び付属システムの研究開発

八木重郎, 京都フュージョニアリング (株), 原子力エネルギー変換装置の設計と解析

八木重郎, 京都フュージョニアリング (株), パイオマス熱分解技術に関わる技術検討

## Publications

T. Sakabe, S. Kenjo, Y. Ogino, K. Mukai, M. Bakr, J. Yagi, S. Konishi, Effects of Metal Hydride Coatings at the Electrodes on Neutron Production Rate in a Discharge-Type Fusion Neutron Source, IEEE Transactions on Plasma Science, 50, 11, 4500-4505, 2022

Y. Murata, J. Yagi, K. Mukai, S. Konishi, Solubility of Bi in Li-Pb Eutectic Alloy Between 508 and 623 K, IEEE Transactions on Plasma Science, 50, 11, 4496-4499, 2022

K. Mukai, R. Kasada, J. Kim, M. Nakamichi, Electronic descriptors for vacancy formation and hydrogen solution in Be-rich intermetallics, Acta Materialia, 241, 118428, 2022

R. Pearson, C. Baus, S. Konishi, K. Mukai, A. D'Angiò, S. Takeda, Overview of Kyoto Fusionneering's SCYLLA("Self-Cooled Yuryo Lithium-Lead Advanced")Blanket for Commercial Fusion Reactors, IEEE Transactions on Plasma Science, 50, 11, 4406-4412, 2022

S. Yamaguchi, K. Mukai, J. Yagi, S. Konishi, Evaluation of Hydrogen Isotope Transport Performance Using Proton Conductors for Divertor Pumping System, IEEE Transactions on Plasma Science, 50, 11, 4262-4266, 2022

M. Bakr, T. Sakabe, J.-P. Wulfkühler, K. Mukai, T. W. Smith, Y. Ogino, M. Tajmar, T. Scott, S. Konishi, Influence of electrodes' geometrical properties on the neutron production rate of a discharge fusion neutron source, Physics of Plasmas, 30, 32701, 2023

荒巻光利, 出射 浩, 鈴木陽香, 向井啓祐, 小林政弘, 井戸毅, プラズマ・核融合学会誌この1年(2021年版) Most Downloaded J. Plasma Fusion Res. Articles in 2021, Journal of Plasma and Fusion Research, 98, 5, 228-

232, 2022

興野文人, リチウム鉛液滴からの水素同位体の回収, *Journal of Plasma and Fusion Research*, 99, 2, 40-46, 2023

向井啓祐, 大村涼, 八木重郎, 笠田竜太, 軟 X 線発光分光法によるリチウム化合物と液体リチウム用窒素吸着材の化学状態の分析, *日本電子ニュース*, 54, 1, 10-14, 2022

## Presentations

Y. Urano, Y. Kawai, K. Fushimi, K. Hata, S. Konishi, S. Kurosawa, K. Mukai, Y. Ogino, R. Orito, T. Sakabe, Quenching factor measurement in low-energy nuclear recoil of NaI(Tl) scintillator using monochromatic neutrons for dark matter search, 地下宇宙領域研究会 UGAP2022, 東京大学, 2022.6.13-15

八木重郎, 野本楓, 向井啓祐, 小西哲之, フッ化物溶融塩 FLiBe の純化過程における電気化学計測, 第 14 回核融合エネルギー連合講演会, Online, 2022.7.7-8

向井啓祐, 笠田竜太, 金宰煥, 中道勝, 先進的中性子増倍材開発に向けたベリリウム金属間化合物の電子的記述子の探索, 第 14 回核融合エネルギー連合講演会, Online, 2022.7.7-8

坂部俊郎, 向井啓祐, 八木重郎, 放電型核融合中性子源の電極表面における核融合反応の分析, 第 14 回核融合エネルギー連合講演会, Online, 2022.7.7-8

田宮裕之, 向井啓祐, 高山定次, 八木重郎, 小西哲之, マイクロ波による木質バイオマスの熱分解及び水素生成, 第 14 回核融合エネルギー連合講演会, Online, 2022.7.7-8

野本楓, 村田勇斗, 八木重郎, 向井啓祐, 小西哲之, 塩化物溶融塩を用いたリチウム鉛共晶合金中ビスマス不純物の液体鉛電極への電気化学的輸送, 第 14 回核融合エネルギー連合講演会, Online, 2022.7.7-8

松尾拓海, 見城俊介, 向井啓祐, 八木重郎, 小西哲之, 燃料閉じ込め式放電型核融合中性子源における燃料供給・回収の応答速度の改善, 第 14 回核融合エネルギー連合講演会, Online, 2022.7.7-8

武田秀太郎, リチャード・ピアソン, コリン・バウス, 向井啓祐, 世古圭, 長尾昂, 小西哲之, 核融合発電システム実証プラント UNITY 建設計画, 第 14 回核融合エネルギー連合講演会, Online, 2022.7.7-8

Do Duy Khiem, 法月亮介, 藤原輝, 城田賢渡, 田中照也, 八木重郎, 片山一成, 近田拓未, 有機金属分解法によるステンレス管材への酸化ジルコニウム被覆の作製と特性評価, 第 14 回核融合エネルギー連合講演会, Online, 2022.7.7-8

近田拓未, 赤星江莉加, 芦田真奈, 八木重郎, Schroer Carsten, 法月亮介, 三浦颯太, Do Duy Khiem, 向井啓祐, 田中照也, 機能性セラミックス被覆の流動リチウム鉛合金中腐食挙動, 第 14 回核融合エネルギー連合講演会, Online, 2022.7.7-8

田中照也, 近田拓未, 佐藤文信, 八木重郎, 菱沼良光, 吉野正人, MHD 圧損低減用電気絶縁被覆へ入射する反跳金属原子の輸送計算, 第 14 回核融合エネルギー連合講演会, Online, 2022.7.7-8

T. Sakabe, Y. Ogino, K. Mukai, J. Yagi, Effect of the depth profile of deuterium in the electrode in the glow discharge-type fusion neutron source, The 13th International Symposium of Advanced Energy Science, Institute of Advanced Energy, Kyoto University, 2022.9.5-7

K. Wakatabi, Y. Jimba, Y. Okuno, H. Yu, S. Kondo, K. Mukai, R. Kasada, Development of Interface Design for Improvement of High Temperature Oxidation Properties of High Melting Point Diborides, The 13th International Symposium of Advanced Energy Science, Institute of Advanced Energy, Kyoto University, 2022.9.5-7

K. Sasaki, R. Tokuyoshi, K. Mukai, I. Takahashi, R. Kasada, Study of the surface modification layer of lithium-ion electrolyte for electro dialysis, The 13th International Symposium of Advanced Energy Science, Institute of Advanced Energy, Kyoto University, 2022.9.5-7

J-H. Kim, T. Hwang, Y. Sugimoto, K. Mukai, K. Yabuuchi, S. Konishi, R. Kasada, M. Nakamichi, Experimental verification of hydrogen adsorption and desorption behavior for advanced neutron multipliers, The 13th International Symposium of Advanced Energy Science, Institute of Advanced Energy, Kyoto University, 2022.9.5-7

I. Takahashi, E. Kaji, R. Yoneyama, T. Watanabe, K. Sasaki, K. Mukai, Analysis and Design of Electrode/Electrolyte Interface for All-Solid-State Battery, The 13th International Symposium of Advanced Energy Science, Institute of Advanced Energy, Kyoto University, 2022.9.5-7

Y. Urano, Y. Kawai, K. Fushimi, K. Hata, S. Konishi, S. Kurosawa, K. Mukai, Y. Ogino, R. Orito, T. Sakabe, Measurement of scintillation response by fast neutron,

The 13th International Symposium of Advanced Energy Science, Institute of Advanced Energy, Kyoto University, 2022.9.5-7

S. Takayama, K. Mukai, J. Yagi, Development of a method for compositing Li<sub>2</sub>TiO<sub>3</sub> and nanocarbon by microwave irradiation, The 13th International Symposium of Advanced Energy Science, Institute of Advanced Energy, Kyoto University, 2022.9.5-7

S. Basu, R. Akasegawa, Y. hui, K.S. Usher, H. Tamiya, J. Cravioto, H. Ohgaki, Examining the interdependency of Japan's 3Rs Material-Cycle Society with sustainability: Case study of Kyoto, The 13th International Symposium of Advanced Energy Science, Institute of Advanced Energy, Kyoto University, 2022.9.5-7

浦野雄介, 川合洋平, 伏見賢一, 畑和実, 小西哲之, 黒澤俊介, 向井啓祐, 荻野靖之, 折戸玲子, 坂部俊郎, PICOLON 宇宙暗黒物質探索 : 単色中性子を用いた NaI(Tl)の消光因子測定 2, 日本物理学会 2022 年秋季大会, 岡山理科大学, 2022.9.6-8

小西哲之, 向井啓祐, 山口修平, 田渕将人, 八木重郎, プロトン導電体ポンプの水素同位体移送挙動, 日本原子力学会 2022 年秋の大会, 茨城大学日立キャンパス, 2022.9.7-9

向井啓祐, 荻野靖之, 松尾拓海, 坂部俊郎, 八木重郎, 小林真, 小川国大, 磯部光孝, 玉置真悟, 村田勲, DT 中性子照射下におけるブランケット模擬体系内の燃料生産性評価, 日本原子力学会 2022 年秋の大会, 茨城大学日立キャンパス, 2022.9.7-9

興野文人, 浜地志憲, 田中照也, 八木重郎, リチウム鉛ブランケットループに於けるトリチウム移流拡散, 日本原子力学会 2022 年秋の大会, 茨城大学日立キャンパス, 2022.9.7-9

坂部俊郎, 荻野靖之, 向井啓祐, 八木重郎, 放電型核融合中性子源における陰極上重水素分布が中性子発生率に及ぼす影響, 日本原子力学会 2022 年秋の大会, 茨城大学日立キャンパス, 2022.9.7-9

近田拓未, 赤星江莉加, 芦田真奈, 八木重郎, Schroer Carsten, 法月亮介, 三浦颯太, Do Duy Khiem, 向井啓祐, 田中照也, 機能性セラミックス被覆の流動リチウム鉛合金中腐食挙動, 日本原子力学会 2022 年秋の大会, 茨城大学日立キャンパス, 2022.9.7-9

見城俊介, 小柳津誠, 太田雅之, 権セロム, 落合謙太郎, 佐藤聡, A-FNS 設計と R&D の進捗 (3) A-FNS の Li ループにおける放射化堆積物の線量率評価, 日本原子力学会 2022 年秋の大会, 茨城大学日立キャンパス, 2022.9.7-9

K. Mukai, One-step fabrication of ceramic breeder pebbles using pulse laser, 32nd Symposium on Fusion Technology (SOFT2022), Valamar Lacroma Hotel, Dubrovnik, Croatia, 2022.9.18-23

F. Okino, Y. Hamaji, T. Tanaka, J. Yagi, Tritium transport velocity on a LiPb blanket loop, 32nd Symposium on Fusion Technology (SOFT2022), Valamar Lacroma Hotel, Dubrovnik, Croatia, 2022.9.18-23

Y. Ogino, M. I Kobayashi, K. Mukai, J. Yagi, S. Konishi, K. Ogawa, M. Isobe, Evaluation of gamma-ray dose distribution in toroidal direction of LHD vacuum vessel from radionuclides generated in deuterium plasma experiment, 32nd Symposium on Fusion Technology (SOFT2022), Valamar Lacroma Hotel, Dubrovnik, Croatia, 2022.9.18-23

F. Onomoto, Y. Murata, J. Yagi, K. Mukai, S. Konishi, Electrochemical transport of Bi in Li-Pb eutectic alloy to liquid Pb electrode using chloride molten salt, 32nd Symposium on Fusion Technology (SOFT2022), Valamar Lacroma Hotel, Dubrovnik, Croatia, 2022.9.18-23

T. Matsuo, S. Kenjo, K. Mukai, J. Yagi, S. Konishi, Gas composition change during operation of a compact discharge fusion neutron source with a closed deuterium supply system, 32nd Symposium on Fusion Technology (SOFT2022), Valamar Lacroma Hotel, Dubrovnik, Croatia, 2022.9.18-23

C. Baus, S. Takeda, S. Ogawa, T. Sugiyama, Y. Matsunaga, Y. Kume, M. Tabuchi, T. Ino, A. D'Angio, R. Pearson, K. Mukai, K. Sakamoto, K. Seko, T. Nagao, S. Konishi, Unique Integrated Testing Facility (UNITY) for Fusion Power Generation, 32nd Symposium on Fusion Technology (SOFT2022), Valamar Lacroma Hotel, Dubrovnik, Croatia, 2022.9.18-23

向井啓祐, 笠田竜太, 金宰煥, 中道勝, Be 金属間化合物の電子構造解析と化学特性を予測する電子的記述子の探索, 日本金属学会 2022 年秋期 (第 171 回) 講演大会, 福岡工業大学, 2022.9.20-23

T. Sakabe, Y. Ogino, K. Mukai, J. Yagi, Development of the continuous cooling system for the cathode in the glow discharge type fusion neutron source, 13th International Conference on Tritium Science and Technology (Tritium 2022), Radisson Blu Hotel, Bucharest, Romania, 2022.10.16-21

R. Ito, F. Nomoto, Y. Ogino, K. Mukai, J. Yagi, Isotope enrichment effects of lithium between liquid metal and chloride molten salt, 13th International Conference on Tritium Science and Technology (Tritium 2022),



Radisson Blu Hotel, Bucharest, Romania, 2022.10.16-21

向井啓祐, 荻野靖之, 松尾拓海, 坂部俊, 八木重郎, 小林真, 小川国大, 磯部光孝, 玉置真悟, 村田勲, 単結晶 CVD ダイヤモンド検出器を用いたブランケット模擬体系内の高速中性子束と燃料生産性の評価, 第 39 回プラズマ・核融合学会 年会, 富山国際会議場, 2022.11.22-25

荒谷舜, 野本楓, 伊藤諒, 向井啓祐, 八木重郎, 塩化物熔融塩 Li 系の窒素不純物の電気化学測定とガス分析, 第 39 回プラズマ・核融合学会年会, 富山国際会議場, 2022.11.22-25

伊藤諒, 野本楓, 荒谷舜, 向井啓祐, 八木重郎, 液体金属と塩化物熔融塩間におけるリチウム 6 同位体の平衡分配, 第 39 回プラズマ・核融合学会 年会, 富山国際会議場, 2022.11.22-25

見城俊介, 横山須美, 落合謙太郎, 佐藤聡, 核融合中性子源 A-FNS サイトの実環境データを組み込んだトリチウム実効線量評価コードの開発, 第 39 回プラズマ・核融合学会 年会, 富山国際会議場, 2022.11.22-25

松永祥尚, 山口修平, 久米祥文, 田渕将人, Colin Bausl, 向井啓祐, 武田秀太郎, 八木重郎, 小西哲之, プロトン導電体ポンプによる水素同位体移送, 第 39 回プラズマ・核融合学会 年会, 富山国際会議場, 2022.11.22-25

興野文人, Vacuum Sieve Tray 方式による Li-Pb ループ中水素同位体回収技術の研究, NIFS 研究会 横断的研究のための COE 共同研究プラットフォーム・Oroshhi-2 の利用検討会, 核融合科学研究所, 2023.2.22

野本楓, 電気化学的手法による液体ブランケット材料の純化, NIFS 研究会 横断的研究のための COE 共同研究プラットフォーム・Oroshhi-2 の利用検討会, 核融合科学研究所, 2023.2.22

伊藤諒, 液体金属と塩化物熔融塩間におけるリチウム-6 同位体の平衡分配, NIFS 研究会 横断的研究のための COE 共同研究プラットフォーム・Oroshhi-2 の利用検討会, 核融合科学研究所, 2023.2.22

興野文人, 浜地志憲, 田中照也, 八木重郎, リチウム鉛液滴からのトリチウム連続回収能率, 日本原子力学会 2022 年春の年会, 東京大学駒場キャンパス, 2023.3.13-15

伊藤諒, 野本楓, 荒谷舜, 向井啓祐, 八木重郎, 液体金属と 3 元系塩化物熔融塩間におけるリチウム-6 同位体の平衡分配, 日本原子力学会 2022 年春の年会, 東京大学駒場キャンパス, 2023.3.13-15

片岡浩輔, 田宮裕之, 向井啓祐, 八木重郎, マイクロ波焼結により製作したプロトン導電体セルの物性評価, 日本原子力学会 2022 年春の年会, 東京大学駒場キャンパス, 2023.3.13-15

## Advanced Plasma Energy Research Section

K. Nagasaki, Professor  
S. Kobayashi, Associate Professor

### 1. Introduction

The current subjects of this research section are to study the properties of high-temperature plasmas in order to control and improve the plasma energy confinement from the physical viewpoint of nuclear fusion research. The experimental and theoretical investigations for optimizing the helical-axis heliotron configuration are in progress under collaboration with other groups of international/national institutes and groups of other universities under the auspices of the Collaboration Program of the Lab. Complex Energy Processes, IAE, and the Collaborative Research Program of NIFS (National Institute for Fusion Science).

In this report, a remarkable result obtained in the Heliotron J experimental study in FY2020 is reported focusing on transport characteristics regarding magnetic configurations, including the magnetic island effect, especially in (1) Transport analysis for high electron temperature plasmas fueled by high-intensity gas puffing and (2) development of multichannel 320 GHz interferometer system.

### 2. Transport analysis for high electron temperature plasmas fueled by high-intensity gas puffing<sup>1</sup>

High-intensity gas puff fueling (HIGP) is applied to the NBI plasma of Heliotron J to obtain high-performance plasmas to control fueling/edge recycling. A higher and more peaked electron temperature profile than conventional gas puffing-fueled (GP) discharge

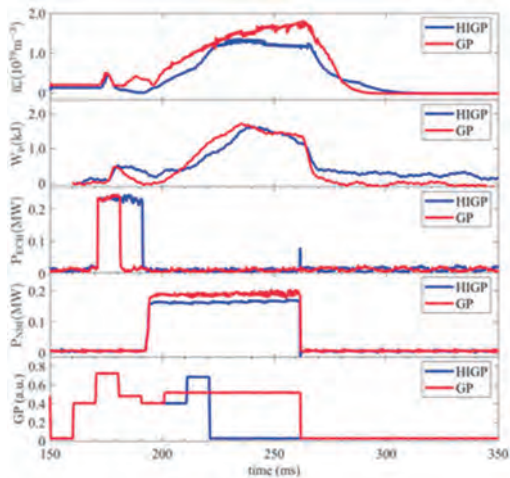


Fig. 1. Schematic diagram of the reflectometer system.

formed by HIGP is observed. From the analysis of the heat transport coefficient, an obvious improvement in electron heat transport is observed.

The experiment has been carried out under the configuration which has a low toroidal magnetic field component (low  $\epsilon_t$ ). The plasma parameters obtained in the HIGP and continuous GP-fueled plasmas are shown in Fig. 1. A 245kW ECH is applied to initiate the plasma with pre-gas puffing. Then NBI with the injection power of around 0.2MW is injected into the plasma after the termination of the ECH launch. The HIGP is applied from  $t = 210$ ms to 220ms while the GP is continuously puffed from 200ms to 260ms. In the experiments, the electron density with both the cases was set around  $1.5 \times 10^{19} \text{m}^{-3}$ .

The toroidal 15-sightline charge exchange recombination spectator (CXRS) and Nd:YAG Thomson scattering system are used to obtain the temperature profile and density profile. As shown in Fig. 2, a higher and more peaked electron temperature profile than GP discharge formed by HIGP fueling is

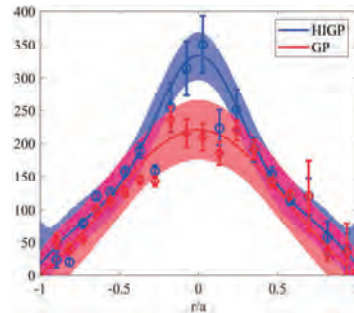


Fig. 2 Electron temperature profile obtained by HIGP and continuous gas fueling plasmas.

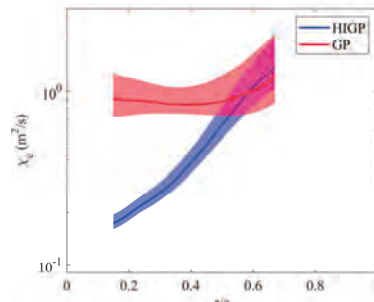


Fig. 3 Comparison of effective heat transport coefficients between HIGP and continuous GP plasmas.

observed. At the core region  $-0.5 < r/a < 0.5$ , the maximum  $T_e$  difference is up to 150eV.

Based on the profile obtained by the diagnostics, we evaluated the effective heat transport coefficient  $\chi$  as follows,

$$\chi_j \sim \frac{\int P_j V r dr}{\langle \nabla r^2 \rangle n_j \nabla T_j} \quad (1)$$

where,  $n$ ,  $T$ ,  $P$ ,  $V$ , and  $r$  are the density, temperature heating power density volume, and radial position, respectively. The subscription  $j$  denotes the particle species. The terms,  $P$  and  $\chi$ , are calculated using FIT-3D and TR-SNAP codes. A significant improvement in electron heat transport is observed. As shown in Fig. 3, at the region of  $r/a \sim 0.2$ , the reduction of the effective electron heat transport coefficient is up to 80%.

### 3. Development of multichannel 320 GHz interferometer system in Heliotron J<sup>2</sup>

Density profile diagnostic with a high time resolution is essential to understanding the particle transport in fusion plasma experiments. The single-channel 320 GHz interferometer system developed in Heliotron J has been upgraded to a multi-channel system by extending the probing beam to the sheet beam to enable the measurement in Heliotron J. In this section, we report on the development of the multichannel 320 GHz interferometer system in Heliotron J.

The new interferometer is adopted heterodyne Michelson-type interferometer with a cutoff density  $n_c = 1.27 \times 10^{21} \text{ m}^{-3}$ , and the beam propagation depends on the quasi-optical techniques. Two separate solid-state oscillators (VDIE0029, AMC 630, Virginia Diodes, Inc.) are used as microwave generators. The sources are compact and easy to control. Each source delivers a maximum of 50 mW output power. The output frequency of one source is fixed at 320 GHz, whereas the other is tunable in the frequency range of 312–324 GHz. The frequency difference between the two sources can be easily changed to control the IF frequency. The time resolution of the interferometer is determined by the IF frequency of the system. Therefore, this system may obtain a high time resolution of less than 1  $\mu\text{s}$  to measure density fluctuations. The submillimeter wave source and its optical bench are placed  $\sim 3$  m away from the Heliotron J coils to avoid the influence of the magnetic field on the sources. A submillimeter wave beam was transmitted to another optical bench shown in Fig. 4 with oversized dielectric waveguides with an inner diameter of 76 mm. After the transmission to the bench, the probe beam was injected from outside the Heliotron J vacuum chamber port into the plasma and was reflected by a retroreflector array installed on the inner vacuum chamber wall. The beam was mixed with the local beam and detected by a single-ended mixer (WR-2.8FM, Virginia Diode, Inc.) on the optical bench.

To extend the probing beam to a sheet beam, a pair

of off-axis parabolic (OAP) mirrors were used. As shown in Fig. 4, the OAP system converts the probing beam to the parallel sheet beam to inject into the vacuum chamber. The sheet beam is reflected on the retroreflector array on the wall of the vacuum chamber. Simply setting the detector after the beam splitter enables multi-channel measurements.

During the last experimental campaign, the multichannel interferometer system has successfully measured electron density using two channels. The results of electron density measurements at the center and edge of the plasma cross-section are shown in Fig. 5. The waveforms of the electron density obtained by the two channels of the 320 GHz interferometer agreed well with the 130 GHz microwave interferometer during the ECH modulation experiment. The electron density from the two channels of the 320 GHz interferometer will be analyzed whether the measured density profile is consistent with the density profile data obtained by the YAG Thomson Scattering system.

- [1] C. Wang, S. Kobayashi, et al., Proc. 48<sup>th</sup> EPS conf. Plasma Phys. June 27-July 1, 2022, Online P5a.120.  
 [2] P. Zhang, S. Ohshima, et al., Rev. Sci. Instrum. **93**, 113519 (2022).

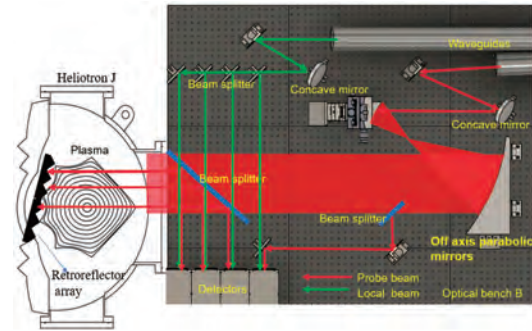


Fig. 4. Schematic illustration of a multi-channel Interferometer in Heliotron J.

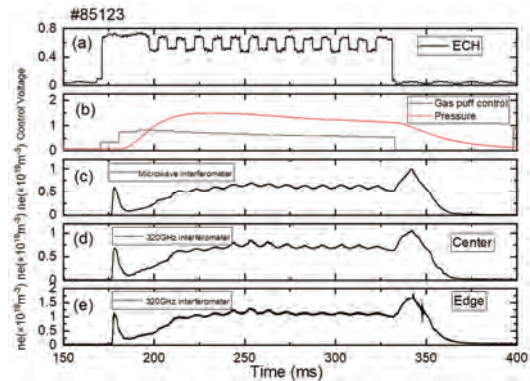


Fig. 5. Time trace of (a) heating power, (b) gas puff, (c) electron density measured with the microwave interferometer, (d) electron density measured with the center channel of 320GHz interferometer, and (e) electron density measured with the edge channel of 320GHz interferometer.

## Collaboration Works

長崎百伸, 小林進二, 南貴司, 大島慎介, Univ. Wisconsin (アメリカ), Oak Ridge National Laboratory (アメリカ), Max Plank Institute (ドイツ), Stuttgart Univ (ドイツ), CIEMAT (スペイン), Australian National Univ., (オーストラリア), Kharkov Institute (ウクライナ), Southwest Institute of Physics (中国), 先進ヘリカルシステムにおける周辺プラズマ・ダイバータ研究

長崎百伸, 西南物理研究所 (中国), IPP, Greifswald (ドイツ), University of Wisconsin (アメリカ), 先進ヘリカルシステムにおける反射計を用いた電子密度・揺動解析

長崎百伸, IPP, Greifswald (ドイツ), 先進ヘリカルシステムにおける電子サイクロトロン電流駆動

大島慎介, 長崎百伸, 南貴司, 小林進二, Wisconsin University (アメリカ), CIEMAT (スペイン), Max-Planck Institute (ドイツ), 先進ヘリカルシステムにおける周辺揺動解析

長崎百伸, 大島慎介, 南貴司, 小林進二, Stuttgart Univ., CIEMAT (スペイン), 先進ヘリカル磁場配位の最適化に向けたネットワーク拠点形成

小林進二, 長崎百伸, 大島慎介, CIEMAT (スペイン), Kurchatov Institute (ロシア), ORNL (アメリカ), 先進ヘリカル磁場配位の最適化に向けたネットワーク拠点形成

小林進二, IPP, Greifswald (ドイツ), Kharkov Institute (ウクライナ), 非共鳴マイクロ波による確率的電子加速とプラズマ着火への応用研究

長崎百伸, 核融合科学研究所一般共同研究, 捕捉粒子制御による高エネルギー励起 MHD 不安定性の励起・減衰

長崎百伸, 核融合科学研究所・双方向型共同研究, Heliotron J における高速カメラ観測と磁気プローブ計測によるプラズマ解析

長崎百伸, 核融合科学研究所・双方向型共同研究, Heliotron J における個体水素ペレット運転領域の拡張

長崎百伸, 核融合科学研究所・双方向型共同研究, Heliotron-J における ECH によるトロイダル流駆動の検証

長崎百伸, 核融合科学研究所・双方向型共同研究, ヘリオトロン J における X-mode 多チャンネル反射計の開発

長崎百伸, 核融合科学研究所・双方向型共同研究, ヘリオトロン J におけるマルチパストムソン散乱計測

長崎百伸, 核融合科学研究所・双方向型共同研究, レーザーブローオフ法を用いたヘリオトロン J プラズマにおける不純物輸送研究

長崎百伸, 核融合科学研究所・双方向型共同研究, 磁場分布制御を活用したプラズマ構造形成制御とプラズマ輸送改善

長崎百伸, 核融合科学研究所・双方向型共同研究, 伝送系途上での RF パワー計測法の研究

長崎百伸, 核融合科学研究所・双方向型共同研究, 波動加熱による高速電子生成成時の非熱的放射機構の研究

長崎百伸, 核融合科学研究所・双方向型共同研究, 乱流輸送低減に対する磁場配位依存性の研究

小林進二, 核融合科学研究所・双方向型共同研究, ヘリオトロン型磁場配位を利用した統計加速の実験室シミュレーションの検討

小林進二, 核融合科学研究所・双方向型共同研究, 磁場閉じ込めプラズマにおける複合粒子補給制御を用いた高密度化 (ヘリオトロン J における高密度プラズマ生成と輸送特性)

小林進二, 核融合科学研究所・双方向型共同研究, 燃焼炉心プラズマ研究に向けた高エネルギー粒子物理と熱化粒子新古典理論の統合

小林進二, 核融合科学研究所一般共同研究, 高エネルギー粒子による波動励起と外部制御に関する研究

## Financial Support

### 1. Grant-in-Aid for Scientific Research

長崎百伸, 基盤研究(A), 外部アクチュエータを用いた高エネルギー粒子励起 MHD 不安定性の制御

小林進二, 基盤研究(B), 先進ヘリカル配位のベータ効果が対称性と熱・乱流輸送に与える影響の実験的検証

小林進二, 基盤研究(A), 外部アクチュエータを用いた高エネルギー粒子励起 MHD 不安定性の制御 (分担金)

## 2. Others

長崎百伸, 自然科学研究機構, 2022 年度双方向型共同研究

長崎百伸, 日本学術振興会研究拠点形成事業(A), 磁場の多様性が拓く超高温プラズマダイナミクスと構造形成の国際研究拠点形成

## Publications

M. Yoshikawa, Y. Nakashima, J. Kohagura, Y. Shima, H. Nakanishi, Y. Takeda, S. Kobayashi, R. Minami, N. Ezumi, M. Sakamoto, First Observation of Pellet Ablation Clouds Using Two-Directional Simultaneous Photography in GAMMA10/PDX, Plasma and Fusion Research: Rapid Communications, 17, 1202093, 2022

S. Ohshima, T. Suzuki, R. Matoike, G. Motojima, S. Kado, A. Mori, A. Miyashita, S. Kobayashi, T. Minami, A. Iwata, D. Qiu, C. Wang, M. Luo, P. Zhang, Y. Kondo, N. Nishino, T. Mizuuchi, H. Okada, S. Konoshima, S. Inagaki, K. Nagasaki, Three-dimensional dynamics of fluctuations appearing during pellet ablation process around a pellet in a fusion plasma experiment, Scientific Reports, 12, 1, 14204, 2022

T. Chatani, T. Shikama, Y. Ueno, S. Kado, H. Kawazome, T. Minami, R. Matoike, M. Murakumo, S. Kobayashi, S. Ohshima, A. Iwata, T. Oishi, A. Ishizawa, Y. Nakamura, H. Okada, S. Konoshima, T. Mizuuchi, K. Nagasaki, M. Hasuo, Spatially resolved measurement of helium atom emission line spectrum in scrape-off layer of Heliotron J by near-infrared Stokes spectropolarimetry, Scientific Reports, 12, 15567, 2022

P. Zhang, S. Ohshima, H. Zhao, C. Deng, S. Kobayashi, S. Kado, T. Minami, R. Matoike, A. Miyashita, A. Iwata, Y. Kondo, D. Qiu, C. Wang, M. Luo, S. Konoshima, S. Inagaki, H. Okada, T. Mizuuchi, K. Nagasaki, Development and initial results of 320 GHz interferometer system in Heliotron J, Review of Scientific Instruments, 93, 11, 113519, 2022

A. Iwata, S. Kado, M. Murakumo, T. Shikama, G. Motojima, A. Mori, C. Feng, H. Okada, T. Minami, S. Ohshima, S. Kobayashi, A. Ishizawa, Y. Nakamura, S. Konoshima, T. Mizuuchi, K. Nagasaki, Measurement of Pa $\alpha$  line from pellet ablation cloud in Heliotron J, Review of Scientific Instruments, 93, 113537, 2022

J. Varela, K. Nagasaki, S. Yamamoto, K. Nagaoka, P. Adulsiriswad, A. Cappa, S. Yamamoto, K.Y. Watanabe, D.A. Spong, L. Garcia, Y. Ghai, J. Ortiz, Analysis of the ECH effect on the EPM/AEs stability in Heliotron J plasma using a Landau closure model, Nuclear Fusion, 63, 2, 026009, 2023

D. Qiu, T. Minami, S. Kado, R. Matsutani, Y. Toba, N. Kenmochi, C. Takahashi, C. Wang, M. Luo, P. Zhang, S. Ohshima, S. Kobayashi, H. Okada, T. Mizuuchi, S. Konoshima, R. Yasuhara, S. Inagaki, K. Nagasaki, Design of a dual scattering angle multi-pass Thomson scattering system with signal separation function on Heliotron J, Review of Scientific Instruments, 94, 013503, 2023

Y.V. Kovtun, K. Nagasaki, S. Kobayashi, T. Minami, S. Kado, S. Ohshima, Y. Nakamura, A. Ishizawa, S. Konoshima, T. Mizuuchi, H. Okada, H. Laqua, T. Stange, Non-Resonant Microwave Discharge Start-Up in Heliotron J, Problems of Atomic Science and Technology: Plasma Physics, 3, 8, 2023

D. Qiu, T. Minami, S. Kado, S. Inagaki, C. Wang, R. Matsutani, S. Toba, M. Luo, P. Zhang, N. Kenmochi, S. Ohshima, S. Kobayashi, H. Okada, T. Mizuuchi, S. Konoshima, R. Yasuhara, K. Nagasaki, Increased signal separation upgrade permits preliminary electron anisotropy measurements with Heliotron J multi-pass Thomson diagnostic, Review of Scientific Instruments, 94, 023510, 2023

小田靖久, 長崎百伸, 福山淳, 前川孝, 出射浩, 原型炉級電子サイクロトロン加熱・電流駆動機器の開発, プラズマ・核融合学会誌, 99, 60-65, 2023

Y. Kondo, S. Ohshima, D. Kuwahara, K. Inoshita, T. Fukuda, T. Minami, S. Kado, S. Kobayashi, S. Konoshima, T. Mizuuchi, H. Okada, T. Tomita, K. Nagasaki, Development of dual X-mode Doppler reflectometry system in Heliotron J, 4th European Conference on Plasma Diagnostics (ECPD), 17, 5, 2022

## Presentations

Y. Kondo, S. Ohshima, K. Nagasaki, D. Kuwahara, K. Inoshita, M. Chosa, T. Fukuda, T. Minami, S. Kado, S. Kobayashi, S. Konoshima, T. Mizuuchi, H. Okada, Development of Dual X-mode Doppler-Reflectometry System in Heliotron J, 15th International Reflectometry Workshop for fusion plasma diagnostics, ITER(France), 2022.6.7-6.10

S. Kobayashi, et al., Effect of 3D magnetic field on confinement and transport in Heliotron J, 23rd International Stellarator-Heliotron Workshop, Warsaw, Poland, 2022.6.20-6.24

K. Nagasaki, et al., Control of energetic-particle-driven MHD instabilities by external actuators in Heliotron J and LHD, 23rd International Stellarator-Heliotron

Workshop, Warsaw, Poland, 2022.6.20-6.24

清野智大, 高橋宏幸, 飛田健次, 福山淳, 長崎百伸, 前川孝, 柳原洗太, 上部入射と非線形効果を利用した核融合原型炉における ECCD 電流駆動効率の改善, 第 14 回核融合エネルギー連合講演会, Online, 2022.7.7-8

坂本光輝, 山本泰弘, 小林進二, 村上定義, ヘリオトロン J プラズマにおける ECH によるトロイダル流駆動トルクの検証, 第 14 回核融合エネルギー連合講演会, Online, 2022.7.7-8

馮超, 門信一郎, 南貴司, 大島慎介, 稲垣滋, 小林進二, 石澤明宏, 中村祐司, 岡田浩之, 木島滋, 水内亨, 長崎百伸, 岩田晃拓, ヘリオトロン J の EUV 分光システムにおける空間分布再構成法の評価, 第 14 回核融合エネルギー連合講演会, Online, 2022.7.7-8

邱徳川, 南貴司, 門信一郎, 松谷遼, 戸羽佑輔, 釧持尚輝, 大島慎介, 小林進二, 王晨宇, 羅茂源, 張朋飛, 岡田浩之, 水内亨, 木島滋, 安原亮, 稲垣滋, 長崎百伸, ヘリオトロン J におけるレーザーパルス遅延機構を有するマルチパストムソン散乱計測装置による非等方速度分布現象の研究の初期結果, 第 14 回核融合エネルギー連合講演会, Online, 2022.7.7-8

P. Zhang, S. Ohshima, H. Zhao, S. Kobayashi, S. Kado, T. Minami, R. Matoike, A. Miyashita, A. Iwata, D. Qiu, C. Wang, M. Luo, S. Konoshima, H. Okada, T. Mizuuchi, K. Nagasaki, Initial result of the new 320 GHz interferometer system on Heliotron J, 第 14 回核融合エネルギー連合講演会, Online, 2022.7.7-8

小林進二, 永岡賢一, 長崎百伸, 伊藤龍志, 大垣英明, 紀井俊輝, 全炳俊, 稲垣滋, 岡田浩之, 大島慎介, 門信一郎, 南貴司, 木島滋, 水内亨, ヘリオトロン型磁場配位で非共鳴波動加熱において観測されたべき関数型スペクトル, 日本物理学会 2022 年秋季大会, 東京工業大学, 2022.9.12-15

村雲南斗, 四竈泰一, 茶谷智樹, 門信一郎, 大島慎介, 鈴木琢土, 森敦樹, 岩田晃拓, 本島徹, 南貴司, 小林進二, 石澤明宏, 中村祐司, 西野信博, 岡田浩之, 木島滋, 水内亨, 長崎百伸, 蓮尾昌裕, ヘリオトロン J 中水素ペレット溶発プラズマのパシエン  $\alpha$  線ゼーマン効果計測, 日本物理学会 2022 年秋季大会, 東京工業大学, 2022.9.12-15

岩田晃拓, 門信一郎, 本島徹, 四竈泰一, 村雲南斗, 森敦樹, 岡田浩之, 南貴司, 大島慎介, 稲垣滋, 小林進二, 石澤明宏, 中村祐司, 木島滋, 水内亨, 長崎百伸, 小型水素ペレット溶発雲の  $P_{\alpha\alpha}$  線シタルク広がり計測に対する装置関数の影響, 日本物理

学会 2022 年秋季大会, 東京工業大学, 2022.9.12-15

宮下顕, 大島慎介, 的池遼太, 鈴木琢土, 小林進二, 門信一郎, 南貴司, 水内亨, 木島滋, 岡田浩之, 稲垣滋, 長崎百伸, ヘリオトロン J 周辺部磁気島内の揺動計測, 日本物理学会 2022 年秋季大会, 東京工業大学, 2022.9.12-15

松谷遼, 南貴司, 釧持尚輝, 邱徳川, 戸羽佑輔, 門信一郎, 小林進二, 大島慎介, 木島滋, 岡田浩之, 岩田晃拓, 馮超, 蔡福瑞, 羅茂源, 近藤恭斗, 宮下顕, 伊藤龍志, 稲垣滋, 長崎百伸, ヘリオトロン J 装置におけるイベント駆動型トムソン散乱計測システムによる水素ペレット入射時の分布測定, 日本物理学会 2022 年秋季大会, 東京工業大学, 2022.9.12-15

戸羽佑輔, 南貴司, 安原亮, 釧持尚輝, 邱徳川, 松谷遼, 寺田凱, 高橋千尋, 金史良, 門信一郎, 大島慎介, 小林進二, 木島滋, 稲垣滋, 長崎百伸, 発光信号トモグラフィによる規格化電子温度・電子密度揺動推定, 第 39 回プラズマ・核融合学会年会, 富山国際会議場, 2022.11.22-25

宮下顕, 大島慎介, 的池遼太, 鈴木琢土, 小林進二, 門信一郎, 南貴司, 水内亨, 木島滋, 岡田浩之, 稲垣滋, 長崎百伸, ヘリオトロン J 周辺部磁気島領域の径電場分布計測, 第 39 回プラズマ・核融合学会年会, 富山国際会議場, 2022.11.22-25

近藤恭斗, 大島慎介, 桑原大介, 井下圭, 南貴司, 門信一郎, 小林進二, 木島滋, 水内亨, 岡田浩之, 稲垣滋, 金史良, 長崎百伸, ヘリオトロン J におけるドップラー反射計を用いた周辺磁気島領域の径電場分布計測, 第 39 回プラズマ・核融合学会年会, 富山国際会議場, 2022.11.22-25

小林進二, 永岡賢一, 長崎百伸, 稲垣滋, 伊藤龍志, 大垣英明, 紀井俊輝, 全炳俊, 藤田智大, 山戸瞭雅, 岡田浩之, 大島慎介, 門信一郎, 南貴司, 木島滋, 水内亨, 磁場閉じ込め実験装置ヘリオトロン J で観測された統計加速の特徴, 第 39 回プラズマ・核融合学会年会, 富山国際会議場, 2022.11.22-25

伊藤龍志, 小林進二, 永岡賢一, 長崎百伸, 大垣英明, 紀井俊輝, 全炳俊, 稲垣滋, 岡田浩之, 南貴司, 門信一郎, 大島慎介, 水内亨, 木島滋, ヘリオトロン J における非共鳴マイクロ波加熱プラズマ中の高エネルギー X 線スペクトル解析, 第 39 回プラズマ・核融合学会年会, 富山国際会議場, 2022.11.22-25

P. Zhang, S. Ohshima, H. Zhao, S. Kobayashi, S. Kado, T. Minami, F. Kin, A. Miyashita, A. Iwata, Y. Kondo, D. Qiu, C. Wang, M. Luo, S. Konoshima, S. Inaga, H. Okada, T. Mizuuchi, K. Nagasaki, Construction and initial result of the 320 GHz interferometer system in Heli-

Heliotron J, 第 39 回プラズマ・核融合学会年会, 富山国際会議場, 2022.11.22-25

Qiu Dechuan, 松谷遼, 戸羽佑輔, 釦持尚輝, 安原亮, 門信一郎, 岡田浩之, 小林進二, 大島慎介, 木島滋, 水内亨, 稲垣滋, 長崎百伸, ヘリオトロン J 装置におけるレーザーパルス遅延機構を有するマルチバستمソン散乱計測装置による非等方電子速度分布計測, 第 39 回プラズマ・核融合学会年会, 富山国際会議場, 2022.11.22-25

小田靖久, 長崎百伸, 福山淳, 前川孝, 出射浩, 柳原洗太, 相羽信行, 池田亮介, 梶原健, 久保伸, 飛田健次, 清野智大, 宇藤裕康, 坂本宜照, 原型炉における電子サイクロトロン加熱電流駆動システムの物理工学検討の現状, 第 39 回プラズマ・核融合学会年会, 富山国際会議場, 2022.11.22-25

稲垣滋, 岩中義英, 小林進二, 南貴司, 門信一郎, 大島慎介, 木島滋, 岡田浩之, 水内亨, 長崎百伸, ロトカ・ヴォルテラ方程式を観測データから発見する, 第 39 回プラズマ・核融合学会年会, 富山国際会議場, 2022.11.22-25

H. Zhao, S. Ohshima, P. Zhang, S. Kobayashi, S. Kado, T. Minami, A. Miyashita, A. Iwata, Y. Kondo, D. Qiu, C. Wang, M. Luo, S. Konoshima, S. Inagaki, H. Okada, T. Mizuuchi, Quasi-optical design of a multi-channel 320GHz interferometer, 第 39 回プラズマ・核融合学会年会, 富山国際会議場, 2022.11.22-25

辻政裕, 小田靖久, 假家強, 南龍太郎, 長崎百伸, 坂本欣三, 小型ダミーロードのパワー計測における周波数・ビームプロファイルの影響の研究, 第 39 回プラズマ・核融合学会年会, 富山国際会議場, 2022.11.22-25

坂本光輝, 山本泰弘, 小林進二, 村上定義, ヘリオトロン J プラズマにおける ECH によるトロイダル流駆動トルクの検証, 第 39 回プラズマ・核融合学会年会, 富山国際会議場, 2022.11.22-25

馮超, 門信一郎, 岩田晃拓, 南貴司, 大島慎介, 稲垣滋, 小林進二, 石澤明宏, 中村祐司, 岡田浩之, 木島滋, 水内亨, 長崎百伸, ヘリオトロン J における再構成された EUV スペクトル空間分布の時間変化, 第 39 回プラズマ・核融合学会年会, 富山国際会議場, 2022.11.22-25

大島慎介, 小林進二, 的池遼太, 宮下顕, 近藤恭斗, 井下圭, D. Qiu, 松谷遼, 南貴司, 門信一郎, P. Zhang, 稲垣滋, 岡田浩之, 水内亨, 木島滋, 長崎百伸, ヘリオトロン J 配位制御性を活用した回転変換制御実験, 第 39 回プラズマ・核融合学会年会, 富山国際会議場, 2022.11.22-25

CY Wang, S. Kobayashi, K. Nagasaki, DC. Qiu, MY. Luo, PF. Zhang, K. Y. Watanabe, R. Seki, R. Matoike, A. Miyashita, Y. Kondo, K. Inoshita, S. Inagaki, T. Minami, S. Kado, Heat transport Analysis Based on Ion Temperature Profile in High Intense Gas Puffing Experiment on Heliotron J, 第 39 回プラズマ・核融合学会年会, 富山国際会議場, 2022.11.22-25

辻村亨, 久保伸, 長崎百伸, 後藤勇樹, 釦持尚輝, 小田靖久, 竹内俊貴, 小林策治, 坂本欣三, 岡田光司, 清水貴史, 伊藤哲, 吉村泰夫, 西浦正樹, 水野嘉識, 矢内亮, LHD と Heliotron J における光渦を用いた新しい電子サイクロトロン加熱実験に向けた伝送系の開発, 第 39 回プラズマ・核融合学会年会, 富山国際会議場, 2022.11.22-25

K. Nagasaki, Control of 3-D Magnetic Configuration for Confinement and Transport in Heliotron J, 20th International Congress on Plasma Physics, 慶州 Hwabaek International Convention Center, 2022.11.27-12.2

小林進二, 永岡賢一, 稲垣滋, 長崎百伸, 伊藤龍志, 藤田智大, 山戸瞭雅, 大垣英明, 紀井俊輝, 全炳俊, 岡田浩之, 大島慎介, 門信一郎, 南貴司, 木島滋, 水内亨, ヘリオトロン型磁場配位で観測される統計加速現象におけるエネルギー拡散過程, 日本物理学会 2023 年春季大会, Online, 2023.3.22-25

清野智大, 柳原洗太, 高橋宏幸, 松山顕之, 飛田健次, 福山淳, 長崎百伸, 前川孝, 核融合原型炉における ECCD 効率への高次共鳴吸収の影響, 日本物理学会 2023 年春季大会, Online, 2023.3.22-25

村雲南斗, 四竈泰一, 門信一郎, 大島慎介, 鈴木琢土, 茶谷智樹, 森敦樹, 岩田晃拓, 本島巖, 南貴司, 小林進二, 石澤明宏, 中村祐司, 西野信博, 岡田浩之, 木島滋, 水内亨, 長崎百伸, 蓮尾昌裕, パッシェン  $\alpha$  線のゼーマン効果を用いたヘリオトロン J 中水素ペレット溶発雲の位置計測, 日本物理学会 2023 年春季大会, Online, 2023.3.22-25

岩田晃拓, 門信一郎, 本島巖, 四竈泰一, 村雲南斗, 森敦樹, 岡田浩之, 南貴司, 大島慎介, 稲垣滋, 金史良, 小林進二, 石澤明宏, 中村祐司, 木島滋, 水内亨, 長崎百伸, ヘリオトロン J におけるパッシェン系列を用いた小型水素ペレット溶発プラズモイドの電子温度推定, 日本物理学会 2023 年春季大会, Online, 2023.3.22-25

## Complex Plasma Systems Research Section

S. Inagaki, Professor  
 T. Minami, Associate Professor  
 S. Kado, Associate Professor  
 S. Ohshima, Assistant Professor

## 1. Introduction

Nuclear fusion energy has some attractive features as a future option for the base-load electrical power source. Magnetic field confinement fusion research is thus being conducted all over the world. To realize fusion reactor, there are however several urgent issues that need to be resolved, for example (1) improvement of plasma energy confinement, (2) enhancement of fueling ability, (3) exhaust ash and impurities. We are tackling these issues by understanding their physical processes by experiment using a magnetic confinement device Heliotron J.

Results in FY2022 featured in this report are about the plasma fluctuation and magnetic configuration control which are regarded as key issues for characterizing the heat transport and improvement of the control ability of confinement in fusion-relevant magnetized plasmas.

## 2. Observation of magnetic fluctuations

In order to confine high pressure plasmas stationary by using magnetic field, the plasma pressure should be balanced by the magnetic pressure. Stability of magnetically confined plasma is thus one of the important issues to be understood to realize magnetic fusion.

Toroidal magnetic fusion device forms closed magnetic flux surfaces by giving the rotational transform to field lines and confines high pressure plasmas. When magnetic field fluctuations cause the magnetic field lines to cross different magnetic flux surfaces, the plasma is transported out of the confinement region by the motion along the magnetic field lines. Thus, the characteristics of magnetic field fluctuations and their causes must be understood. In the FY2022 experimental campaign of Heliotron J, we observed excitation of magnetic fluctuations, which frequency is higher than previously observed [1]. Figure 1 shows typical temporal behavior of magnetic fluctuation. Plasma is generated at 150 ms by electron cyclotron resonance heating and auxiliary heated by neutral beam injection from 300 ms. Power spectrum of the magnetic fluctuation is broad and incoherent before beam injection. High frequency (90 kHz and 250 kHz) modes are excited during beam injection. We analyzed time-series data obtained simultaneous multi-points measurement with multi-magnetic-probes. Cross-power spectra indicates that both modes have the same

spatial structure, i.e. toroidal mode number is 4 and poloidal mode number is 8. Frequency of both modes decreases with increase in the electron density and absolute values of frequency are explained by Alfvén velocity. From these results, these modes are Alfvén mode driven by energetic beam ions.

In addition, abrupt excitation of magnetic fluctuation is also observed. As shown in Fig. 2, a probe signal indicates that fluctuation grows at 270 ms abruptly. Here, fluctuations in the frequency range of 30-50 kHz increase. However, the life-time of this mode is very short, of the order of 10 ms. During excitation of this mode, background plasma parameter, e.g. plasma density, plasma pressure and heating power, are almost unchanged and thus it is very difficult to predict the onset of this mode. It is significant to elucidate this phenomenon because prediction of abrupt phenomena is one of the important issues in the future fusion reactor.

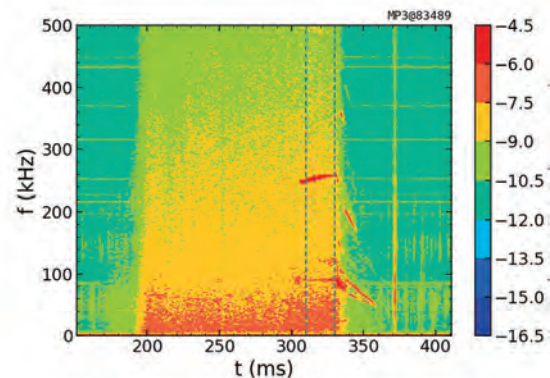


Fig.1 Typical temporal evolution of power spectrum of magnetic fluctuation. High frequency coherent fluctuations appear for 310-330 ms when co-directional neutral beam is injected.

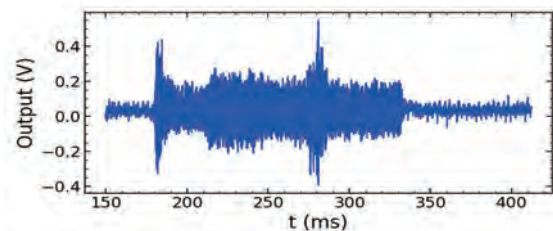


Fig. 2 Abrupt excitation of magnetic fluctuation. Fluctuation amplitude increases abruptly at 270 ms.



### 3. Configuration control experiment for confinement characterization against rotational transform

The study of confinement scaling law is of great importance for predicting future fusion reactor performance and is a key basis for the design of fusion reactor. Interestingly, the scaling laws in both tokamaks and stellarators indicate confinement improvement with the increase of rotational transform  $\iota$ , a fundamental parameter characterizing a magnetic configuration of toroidal plasmas. The physical origin of this dependence, however, is not clear. This dependency should be thus reconsidered. There are many parameters that characterize magnetic configuration, e.g. magnetic well-depth and effective helical ripple  $\epsilon_{\text{eff}}$ . In the stellarator,  $\epsilon_{\text{eff}}$  is a stellarator-specific parameter and is considered very important for comparison confinement ability with tokamaks. Configuration parameters are widely spread due to the variety of configuration concepts of stellarator. Despite this, it is very difficult to change the parameters independently. For this reason, a large data base and advanced statistical analysis are required to obtain the configuration parameter dependence. This problem also makes optimization of magnetic configuration difficult.

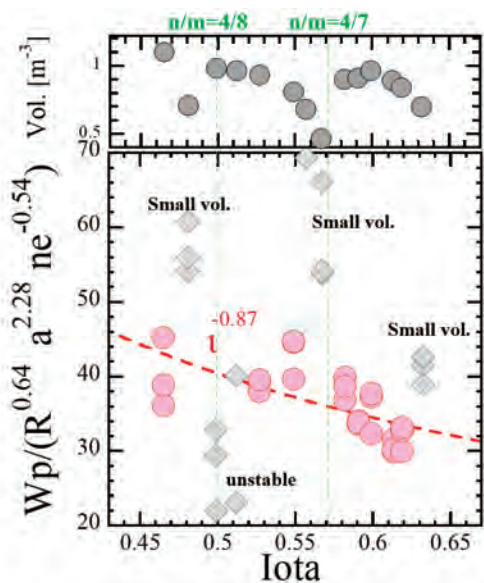


Fig. 3 Iota dependence of  $W_p/R^{0.64}a^{2.28}n_e^{-0.54}$ , normalized by the plasma size factors in ISS04. The normalized  $W_p$  exhibits a trend to decrease against iota (red circles). The grey square indicates  $W_p$  with small volume configuration or unstable discharges with MHD perturbation.

The Heliotron J is a flexible stellarator and thus can perform configuration parameter scan experiment in a single machine. In FY2022 experimental campaign, a trend of confinement degradation against  $\iota$  was discovered. The experiment was performed at a

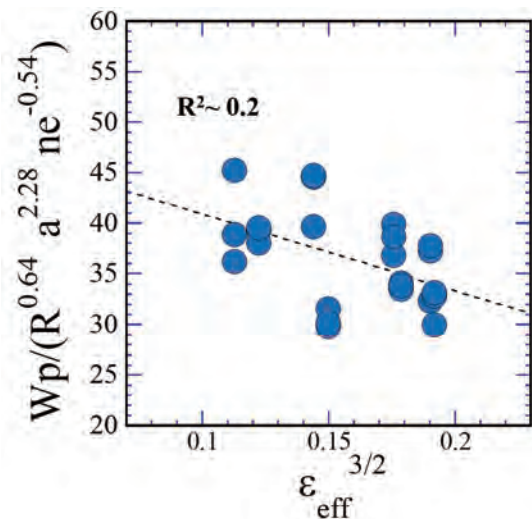


Fig. 4 Normalized stored energy  $W_p/R^{0.64}a^{2.28}n_e^{-0.54}$  against effective helical ripple  $\epsilon_{\text{eff}}$ , indicating  $\epsilon_{\text{eff}}$  is not a prominent explanatory variable of  $W_p$  values.

fixed density with the electron cyclotron resonance heating, and the rotational transform  $\iota$  was controlled by altering the coil current ratio of the helical coil to toroidal coils. The observed degradation is different from the scaling laws in both tokamaks and stellarators. The stellarator scaling (ISS04:  $\tau_E \propto a^{2.28}R^{0.64}P^{0.61}n_e^{-0.54}B^{0.84}\iota^{0.41}$ ) indicates that the energy confinement time is proportional to  $\iota^{0.41}$ . Figure 3 shows the dependence of stored energy  $W_p$  on rotational transform. The stored energy is proportional to  $\tau_E$  when input power is kept constant. Although the plasma size factors ( $a^{2.28}R^{0.64}$ ) and density dependence ( $n_e^{-0.54}$ ) are normalized, the stored energy demonstrated a negative dependence of  $\iota^{-0.87}$ . Here small volume experiments are excluded because transport channel in small volume plasma is considered to be different from large volume plasmas.

The  $\iota$  is independent for configuration parameter scan experiment? As mentioned above, the  $\iota$  is coupling with other parameters. Although other parameters don't appear in the ISS04 scaling, plasma physics indicates the significance of other parameters. The  $\epsilon_{\text{eff}}$  is a parameter to characterize neoclassical transport in a stellarator, and thus the normalized stored energy is compared with  $\epsilon_{\text{eff}}$ . As shown in Fig.4, experimental data indicate weak negative dependence to  $\epsilon_{\text{eff}}$ , however, the data-points are significantly dispersed, and the regression analysis results in a determination coefficient  $R^2 \sim 0.2$ , and therefore  $\epsilon_{\text{eff}}$  is not a good explanatory variable for the  $W_p$ . This indicates that the  $\iota$  dependence observed in this experiment is not originating from the neoclassical transport, but rather through other mechanisms such as turbulence transport.

- 1) S. Yamamoto et. al., FUSION SCIENCE AND TECHNOLOGY 51 (2007) 92.

## Collaboration Works

長崎百伸, 小林進二, 南貴司, 大島慎介, Univ. Wisconsin (アメリカ), Oak Ridge National Laboratory (アメリカ), Max Plank Institute (ドイツ), Stuttgart Univ (ドイツ), CIEMAT (スペイン), Australian National Univ., (オーストラリア), Kharkov Institute (ウクライナ), Southwest Institute of Physics (中国), 先進ヘリカルシステムにおける周辺プラズマ・ダイバータ研究

大島慎介, 長崎百伸, 南貴司, 小林進二, Wisconsin University (アメリカ), CIEMAT (スペイン), Max-Plank Institute (ドイツ), 先進ヘリカルシステムにおける周辺揺動解析

長崎百伸, 大島慎介, 南貴司, 小林進二, Stuttgart Univ., CIEMAT (スペイン), 先進ヘリカル磁場配位の最適化に向けたネットワーク拠点形成

小林進二, 長崎百伸, 大島慎介, CIEMAT (スペイン), Kurchatov Institute (ロシア), ORNL (アメリカ), 先進ヘリカル磁場配位の最適化に向けたネットワーク拠点形成

大島慎介, 西南物理研究所 (中国), 新しい非線形結合に関する揺動解析手法に関する共同研究

南貴司, 核融合科学研究所・双方向型共同研究, コヒーレンスイメージング分光法を用いたイオン温度・フローのイメージ計測

南貴司, 核融合科学研究所・双方向型共同研究, 電子内部輸送障壁に対する磁場の三次元効果の解明

南貴司, 核融合科学研究所・LHD計画共同研究, 高機能高速密度干渉計測のための位相検出器の展開

南貴司, 核融合科学研究所一般共同研究, 高度核融合プラズマ分布情報創出のための統合型レーザートムソン散乱計測データ処理システムの開発

門信一郎, 核融合科学研究所・双方向型共同研究, ドレスト重水素原子輝線スペクトルを用いたプラズマ中のマイクロ波電場計測

門信一郎, 核融合科学研究所・双方向型共同研究, ヘリオトロン J における EUV 分光を用いた不純物発光線強度比データの蓄積

門信一郎, 核融合科学研究所・双方向型共同研究, ヘリオトロン J における固体水素ペレットの溶発機構理解を目指した分光学的研究

門信一郎, 核融合科学研究所・双方向型共同研究,

分光データを活用した複数プロファイルの同時推定

大島慎介, 核融合科学研究所・双方向型共同研究, 2次元画像からの特徴抽出を利用した放射崩壊における輻射構造の理解

大島慎介, 核融合科学研究所・双方向型共同研究, Heliotron J ダイバータプラズマに対する磁気配位の影響に関する数値モデル研究

大島慎介, 核融合科学研究所・双方向型共同研究, 実用炉等価な環境で使用可能な熱流束センサーの開発

大島慎介, 核融合科学研究所・双方向型共同研究, 方向性マテリアルプローブを用いたヘリオトロン J 第一壁上のプラズマ・壁相互作用に関する研究

## Financial Support

### 1. Grant-in-Aid for Scientific Research

稲垣滋, 基盤研究(B), 2流体プラズマ中に現る正準フラックスチューブの可視化検出とそれへの凍結仮説の検証 (分担金)

大島慎介, 基盤研究(C), 乱流の非線形性を介在した同位体効果発現機構の実験的検証

大島慎介, 基盤研究(B), 先進ヘリカル配位のベータ効果が対称性と熱・乱流輸送に与える影響の実験的検証 (分担金)

大島慎介, 基盤研究(C), 非接触核融合プラズマモデリングを目指した周辺プラズマ・中性粒子輸送コード開発 (分担金)

### 2. Others

稲垣滋, いしずえ(beyond), 乱流輸送の選択的駆動によるプラズマの多機能化

## Publications

S. Ohshima, P. Zhang, H. Kume, C. Deng, A. Miyashita, T. Tokuzawa, S. Inagaki, M. Inomoto, A. Ejiri, T. Nasu, T.I. Tsujimura, K. Ida, Application of Dual Frequency Comb Method as an Approach to Improve the Performance of Multi-Frequency Simultaneous Radiation Doppler Radar for High Temperature Plasma Diagnostics, Applied Sciences-Basel, 12, 9, 4744, 2022

B.C.G. Reman, RO. Dendy, H. Igami, T. Akiyama, M.

- Salewski, SC. Chapman, JWS. Cook, S. Inagaki, K. Saito, R. Seki, M. Toida, MH. Kim, SG. Thatipamula, GS. Yun, First observation and interpretation of spontaneous collective radiation from fusion-born ions in a stellarator plasma, *Plasma Physics and Controlled Fusion*, 64, 085008, 2022
- S. Ohshima, T. Suzuki, R. Matoike, G. Motojima, S. Kado, A. Mori, A. Miyashita, S. Kobayashi, T. Minami, A. Iwata, D. Qiu, C. Wang, M. Luo, P. Zhang, Y. Kondo, N. Nishino, T. Mizuuchi, H. Okada, S. Konoshima, S. Inagaki, K. Nagasaki, Three-dimensional dynamics of fluctuations appearing during pellet ablation process around a pellet in a fusion plasma experiment, *Scientific Reports*, 12, 1, 14204, 2022
- T. Chatani, T. Shikama, Y. Ueno, S. Kado, H. Kawazome, T. Minami, R. Matoike, M. Murakumo, S. Kobayashi, S. Ohshima, A. Iwata, T. Oishi, A. Ishizawa, Y. Nakamura, H. Okada, S. Konoshima, T. Mizuuchi, K. Nagasaki, M. Hasuo, Spatially resolved measurement of helium atom emission line spectrum in scrape-off layer of Heliotron J by near-infrared Stokes spectropolarimetry, *Scientific Reports*, 12, 15567, 2022
- P. Zhang, S. Ohshima, H. Zhao, C. Deng, S. Kobayashi, S. Kado, T. Minami, R. Matoike, A. Miyashita, A. Iwata, Y. Kondo, D. Qiu, C. Wang, M. Luo, S. Konoshima, S. Inagaki, H. Okada, T. Mizuuchi, K. Nagasaki, Development and initial results of 320 GHz interferometer system in Heliotron J, *Review of Scientific Instruments*, 93, 11, 113519, 2022
- T. Nasu, T. Tokuzawa, T.I. Tsujimura, K. Ida, M. Yoshinuma, T. Kobayashi, K. Tanaka, M. Emoto, S. Inagaki, A. Ejiri, J. Kohagura, Receiver circuit improvement of dual frequency-comb ka-band Doppler backscattering system in the large helical device (LHD), *Review of Scientific Instruments*, 93, 11, 113518, 2022
- Y. Kawachi, M. Sasaki, Y. Kosuga, K. Terasaka, T. Nishizawa, T. Yamada, N. Kasuya, C. Moon, S. Inagaki, Spatiotemporal dynamics of high-wavenumber turbulence in a basic laboratory plasma, *Scientific Reports*, 12, 19799, 2022
- A. Iwata, S. Kado, M. Murakumo, T. Shikama, G. Motojima, A. Mori, C. Feng, H. Okada, T. Minami, S. Ohshima, S. Kobayashi, A. Ishizawa, Y. Nakamura, S. Konoshima, T. Mizuuchi, K. Nagasaki, Measurement of Pa $\alpha$  line from pellet ablation cloud in Heliotron J, *Review of Scientific Instruments*, 93, 113537, 2022
- T. Tokuzawa, T. Nasu, S. Inagaki, C. Moon, T. Ido, H. Idei, A. Ejiri, R. Imazawa, M. Yoshida, 3D metal powder additive manufacturing phased array antenna for multichannel Doppler reflectometer, *Review of Scientific Instruments*, 93, 113535, 2022
- Y. Kosuga, S. Inagaki, Y. Kawachi, A fate of nonlinear evolution of drift waves: Excitation of nonlinear breathers, *Physics of Plasmas*, 29, 122301, 2022
- H. Arakawa, M. Sasaki, S. Inagaki, M. Lesur, Y. Kosuga, T. Kobayashi, F. Kin, T. Yamada, Y. Nagashima, A. Fujisawa, K. Itoh, Formation Process of a Solitary Vortex in a Zonal Flow Drift-Wave Dynamics, *Plasma and Fusion Research*, 17, 1301106, 2022
- D. Qiu, T. Minami, S. Kado, R. Matsutani, Y. Toba, N. Kenmochi, C. Takahashi, C. Wang, M. Luo, P. Zhang, S. Ohshima, S. Kobayashi, H. Okada, T. Mizuuchi, S. Konoshima, R. Yasuhara, S. Inagaki, K. Nagasaki, Design of a dual scattering angle multi-pass Thomson scattering system with signal separation function on Heliotron J, *Review of Scientific Instruments*, 94, 013503, 2023
- Y.V. Kovtun, K. Nagasaki, S. Kobayashi, T. Minami, S. Kado, S. Ohshima, Y. Nakamura, A. Ishizawa, S. Konoshima, T. Mizuuchi, H. Okada, H. Laqua, T. Stange, Non-Resonant Microwave Discharge Start-Up in Heliotron J, *Problems of Atomic Science and Technology: Plasma Physics*, 3, 8, 2023
- Y. Nagashima, A. Fujisawa, K. Yamasaki, S. Inagaki, C. Moon, F. Kin, Y. Kawachi, H. Arakawa, T. Yamada, T. Kobayashi, N. Kasuya, Y. Kosuga, M. Sasaki, T. Ido, A Proposal to Evaluate Electron Temperature and Electron Density Fluctuations Using Dual Wavelength Emission Intensity Tomography in a Linear Plasma, *Journal of the Physical Society of Japan* 92, 3, 033501, 2023.
- D. Qiu, T. Minami, S. Kado, S. Inagaki, C. Wang, R. Matsutani, S. Toba, M. Luo, P. Zhang, N. Kenmochi, S. Ohshima, S. Kobayashi, H. Okada, T. Mizuuchi, S. Konoshima, R. Yasuhara, K. Nagasaki, Increased signal separation upgrade permits preliminary electron anisotropy measurements with Heliotron J multi-pass Thomson diagnostic, *Review of Scientific Instruments*, 94, 023510, 2023
- C. Hidalgo, E. Ascasibar, D. Alegre, A. Alonso, J. Alonso, R. Antón, A. Baciero, J. Balduhn, J.M. Barcala, L. Barrera, E. Blanco, J. Botija, L. Bueno, S. Cabrera, A. de Castro, E. de la Cal, I. Calvo, A. Cappa, D. Carralero, R. Carrasco, B. Carreras, R. Castro, A. de Castro, L. Cebrián, A.A. Chmyga, M. Chamorro, P. Colino, F. de Aragón, M. Drabinskiy, J. Duque, L. Eliseev, F.J. Escoto, T. Estrada, M. Ezzat, F. Fraguas, D. Fernández-Ruiz, J.M. Fontdecaba, A. Gabriel, D. Gadariya, L. García, I. García-Cortés, R. García-Gómez, J.M. García-Regaña, A.

González-Jerez, G. Grenfell, J. Guasp, V. Guisse, J. Hernández-Sánchez, J. Hernanz, A. Jiménez-Denche, P. Khabanov, N. Kharchev, R. Kleiber, F. Koechl, T. Kobayashi, G. Kocsis, M. Koepke, A.S. Kozachek, L. Krupnik, F. Lapayese, M. Liniers, B. Liu, D. López-Bruna, B. López-Miranda, U. Losada, E. de la Luna, S.E. Lysenko, F. Martín-Díaz, G. Martín-Gómez, E. Maragkoudakis, J. Martínez-Fernández, K.J. McCarthy, F. Medina, M. Medrano, A.V. Melnikov, P. Méndez, F.J. Miguel, B. van Milligen, A. Molinero, G. Motojima, S. Mulas, Y. Narushima, M. Navarro, I. Nedzelskiy, R. Nuñez, M. Ochando, S. Ohshima, E. Oyarzábal, J.L. de Pablos, F. Palomares, N. Panadero, F. Papoušek, F. Parra, C. Pastor, I. Pastor, A. de la Peña, R. Peralta, A. Pereira, P. Pons-Villalonga, H. Polaino, A.B. Portas, E. Poveda, F.J. Ramos, G.A. Rattá, M. Redondo, C. Reynoso, E. Rincón, C. Rodríguez-Fernández, L. Rodríguez-Rodrigo, A. Ros, E. Sánchez, J. Sánchez, E. Sánchez-Sarabia, S. Satake, J.A. Sebastián, R. Sharma, N. Smith, C. Silva, E.R. Solano, A. Soletto, M. Spolaore, T. Szepesi, F.L. Tabarés, D. Tafalla, H. Takahashi, N. Tamura, H. Thienpondt, A. Tolkachev, R. Unamuno, J. Varela, J. Vega, J.L. Velasco, I. Voldiner, S. Yamamoto and the TJ-II Team, Overview of the TJ-II stellarator research programme towards model validation in fusion plasmas, Nuclear Fusion, 62, 042025, 2022

Y. Kondo, S. Ohshima, D. Kuwahara, K. Inoshita, T. Fukuda, T. Minami, S. Kado, S. Kobayashi, S. Konoshima, T. Mizuuchi, H. Okada, T. Tomita, K. Nagasaki, Development of dual X-mode Doppler reflectometry system in Heliotron J, 4th European Conference on Plasma Diagnostics (ECPD), 17, 5, 2022

S. Knauer, C. Moon, T. Schleyerbach, S. Inagaki, N. Fahrenkamp, A. Fujisawa, P. Manz, Meaning of the splitting process for the transition to self-sustained turbulence in a magnetized cylindrical plasma, Plasma Physics, 2022

稲垣滋, 非平衡開放系プラズマの状態はどのようにして選ばれるのか?, Cue, 48, 16, 2022

## Presentations

馮超, 門信一郎, 南貴司, 大島慎介, 稲垣滋, 小林進二, 石澤明宏, 中村祐司, 岡田浩之, 木島滋, 水内亨, 長崎百伸, 岩田晃拓, ヘリオトロン J の EUV 分光システムにおける空間分布再構成法の評価, 第 14 回核融合エネルギー連合講演会, Online, 2022.7.7-8

邱徳川, 南貴司, 門信一郎, 松谷遼, 戸羽佑輔, 釘持尚輝, 大島慎介, 小林進二, 王晨宇, 罗茂源, 张朋飞, 岡田浩之, 水内亨, 木島滋, 安原亮, 稲垣滋,

長崎百伸, ヘリオトロン J におけるレーザーパルス遅延機構を有する マルチパストムソン散乱計測装置による 非等方速度分布現象の研究の初期結果, 第 14 回核融合エネルギー連合講演会, Online, 2022.7.7-8

小笠原樹利, 小林大地, 関太一, 原島大輔, 荒岡宏太, 高橋努, 稲垣滋, 浅井朋彦, FRC 衝突合体過程における自発プラズマ電流の観測, 第 14 回核融合エネルギー連合講演会, Online, 2022.7.7-8

徳沢季彦, 江尻晶, 稲垣滋, 出射浩, 田中謙治, 今澤良太, 吉田麻衣子, 大山直幸, JT-60SA 適用に向けたマイクロ波ドップラー反射計 詳細設計研究, 第 14 回核融合エネルギー連合講演会, Online, 2022.7.7-8

P. Zhang, S. Ohshima, H. Zhao, S. Kobayashi, S. Kado, T. Minami, R. Matoike, A. Miyashita, A. Iwata, D. Qiu, C. Wang, M. Luo, S. Konoshima, H. Okada, T. Mizuuchi, K. Nagasaki, Initial result of the new 320 GHz interferometer system on Heliotron J, 第 14 回核融合エネルギー連合講演会, Online, 2022.7.7-8

小林進二, 永岡賢一, 長崎百伸, 伊藤龍志, 大垣英明, 紀井俊輝, 全炳俊, 稲垣滋, 岡田浩之, 大島慎介, 門信一郎, 南貴司, 木島滋, 水内亨, ヘリオトロン型磁場配位で非共鳴波動加熱において観測されたべき関数型スペクトル, 日本物理学会 2022 年秋季大会, 東京工業大学, 2022.9.12-15

村雲南斗, 四竈泰一, 茶谷智樹, 門信一郎, 大島慎介, 鈴木琢土, 森敦樹, 岩田晃拓, 本島巖, 南貴司, 小林進二, 石澤明宏, 中村祐司, 西野信博, 岡田浩之, 木島滋, 水内亨, 長崎百伸, 蓮尾昌裕, ヘリオトロン J 中水素ペレット溶発プラズマのパシエン  $\alpha$  線ゼーマン効果計測, 日本物理学会 2022 年秋季大会, 東京工業大学, 2022.9.12-15

岩田晃拓, 門信一郎, 本島巖, 四竈泰一, 村雲南斗, 森敦樹, 岡田浩之, 南貴司, 大島慎介, 稲垣滋, 小林進二, 石澤明宏, 中村祐司, 木島滋, 水内亨, 長崎百伸, 小型水素ペレット溶発雲の  $P_{\alpha\alpha}$  線シタルク広がり計測に対する装置関数の影響, 日本物理学会 2022 年秋季大会, 東京工業大学, 2022.9.12-15

宮下顕, 大島慎介, 的池遼太, 鈴木琢土, 小林進二, 門信一郎, 南貴司, 水内亨, 木島滋, 岡田浩之, 稲垣滋, 長崎百伸, ヘリオトロン J 周辺部磁気島内の揺動計測, 日本物理学会 2022 年秋季大会, 東京工業大学, 2022.9.12-15

松谷遼, 南貴司, 釘持尚輝, 邱徳川, 戸羽佑輔, 門信一郎, 小林進二, 大島慎介, 木島滋, 岡田浩之, 岩田晃拓, 馮超, 蔡福瑞, 羅茂原, 近藤恭斗, 宮下顕, 伊藤龍志, 稲垣滋, 長崎百伸, ヘリオトロン J 装

置におけるイベント駆動型トムソン散乱計測システムによる水素ペレット入射時の分布測定, 日本物理学会 2022 年秋季大会, 東京工業大学, 2022.9.12-15

徳沢季彦, 後藤勇樹, 桑原大介, 矢内亮馬, 西浦正樹, 稲垣滋, 井戸毅, 清水昭博, LHD 実験グループ, ECE および ECEI 計測による LHD プラズマの電子温度揺動, 日本物理学会 2022 年秋季大会, 東京工業大学, 2022.9.12-15

伊神弘恵, 後藤基志, 齋藤健二, 稲垣滋, 樋田美栄子, 福山淳, 電子サイクロトロン共鳴加熱と接線中性粒子入射による非等方電子/イオン温度プラズマ生成時の突発的波動励起, 日本物理学会 2022 年秋季大会, 東京工業大学, 2022.9.12-15

関太一, 小林大地, 高橋努, 稲垣滋, 佐々木真, 村上知里, 浅井朋彦, FRC の自己組織化的生成過程における動的モード分解を用いた内部磁場データの特徴抽出, 日本物理学会 2022 年秋季大会, 東京工業大学, 2022.9.12-15

山田琢磨, 佐々木真, 河内裕一, 山崎広太郎, 永島芳彦, 糟谷直宏, 小菅佑輔, 稲垣滋, 藤澤彰英, 伊藤公孝, 直線プラズマにおける非線形現象の位相空間解析, 日本物理学会 2022 年秋季大会, 東京工業大学, 2022.9.12-15

小林大輝, 藤澤彰英, 永島芳彦, 文贊鎬, 西澤敬之, 稲垣滋, 山田琢磨, 小菅佑輔, 山崎広太郎, 西村大輝, PANTA におけるプラズマ背景構造と孤立波振動の非線形結合について, 日本物理学会 2022 年秋季大会, 東京工業大学, 2022.9.12-15

河内裕一, 佐々木真, 小菅祐輔, 寺坂健一郎, 糟屋直宏, 西澤敬之, 文贊鎬, 山田琢磨, 稲垣滋, 実験室プラズマにおける高波数乱流の時空間ダイナミクスの観測, 日本物理学会 2022 年秋季大会, 東京工業大学, 2022.9.12-15

永島芳彦, 藤澤彰英, 山崎広太郎, 稲垣滋, 文贊鎬, 金史良, 河内裕一, 荒川弘之, 山田琢磨, 小林達哉, 糟谷直宏, 小菅佑輔, 佐々木真, 井戸毅, 発光信号トモグラフィによる規格化電子温度・電子密度揺動推定, 日本物理学会 2022 年秋季大会, 東京工業大学, 2022.9.12-15

稲垣滋, 佐々木真, 小菅祐介, 糟谷直宏, 藤澤彰英, ドリフト波と平行流勾配駆動モードによる限界安定性, 日本物理学会 2022 年秋季大会, 東京工業大学, 2022.9.12-15

小菅佑輔, 稲垣滋, 河内裕一, ドリフトブリーザーの励起による輸送フラックスの変化, 日本物理学会 2022 年秋季大会, 東京工業大学, 2022.9.12-15

戸羽佑輔, 南貴司, 安原亮, 鈮持尚輝, 邱徳川, 松谷遼, 寺田凱, 高橋千尋, 金史良, 門信一郎, 大島慎介, 小林進二, 木島滋, 稲垣滋, 長崎百伸, 発光信号トモグラフィによる規格化電子温度・電子密度揺動推定, 第 39 回プラズマ・核融合学会年会, 富山国際会議場, 2022.11.22-25

宮下顕, 大島慎介, 的池遼太, 鈴木琢土, 小林進二, 門 信一郎, 南貴司, 水内亨, 木島滋, 岡田浩之, 稲垣滋, 長崎百伸, ヘリオトロン J 周辺部磁気島領域の径電場分布計測, 第 39 回プラズマ・核融合学会年会, 富山国際会議場, 2022.11.22-25

近藤恭斗, 大島慎介, 桑原大介, 井下圭, 南貴司, 門 信一郎, 小林進二, 木島滋, 水内亨, 岡田浩之, 稲垣滋, 金史良, 長崎百伸, ヘリオトロン J におけるドップラー反射計を用いた周辺磁気島領域の径電場分布計測, 第 39 回プラズマ・核融合学会年会, 富山国際会議場, 2022.11.22-25

小林進二, 永岡賢一, 長崎百伸, 稲垣滋, 伊藤龍志, 大垣英明, 紀井俊輝, 全炳俊, 藤田智大, 山戸瞭雅, 岡田浩之, 大島慎介, 門信一郎, 南貴司, 木島滋, 水内亨, 磁場閉じ込め実験装置ヘリオトロン J で観測された統計加速の特徴, 第 39 回プラズマ・核融合学会年会, 富山国際会議場, 2022.11.22-25

伊藤龍志, 小林進二, 永岡賢一, 長崎百伸, 大垣英明, 紀井俊輝, 全炳俊, 稲垣滋, 岡田浩之, 南貴司, 門信一郎, 大島慎介, 水内亨, 木島滋, ヘリオトロン J における非共鳴マイクロ波加熱プラズマ中の高エネルギー X 線スペクトル解析, 第 39 回プラズマ・核融合学会年会, 富山国際会議場, 2022.11.22-25

P. Zhang, S. Ohshima, H. Zhao, S. Kobayashi, S. Kado, T. Minami, F. Kin, A. Miyashita, A. Iwata, Y. Kondo, D. Qiu, C. Wang, M. Luo, S. Konoshima, S. Inaga, H. Okada, T. Mizuuchi, K. Nagasaki, Construction and initial result of the 320 GHz interferometer system in Heliotron J, 第 39 回プラズマ・核融合学会年会, 富山国際会議場, 2022.11.22-25

Qiu Dechuan, 松谷遼, 戸羽佑輔, 鈮持尚輝, 安原亮, 門信一郎, 岡田浩之, 小林進二, 大島慎介, 木島滋, 水内亨, 稲垣滋, 長崎百伸, ヘリオトロン J 装置におけるレーザーパルス遅延機構を有するマルチパストムソン散乱計測装置による非等方電子速度分布計測, 第 39 回プラズマ・核融合学会年会, 富山国際会議場, 2022.11.22-25

稲垣滋, 岩中義英, 小林進二, 南貴司, 門信一郎, 大島慎介, 木島滋, 岡田浩之, 水内亨, 長崎百伸, ロトカ・ヴォルテラ方程式を観測データから発見する, 第 39 回プラズマ・核融合学会年会, 富山国際会議場, 2022.11.22-25

H. Zhao, S. Ohshima, P. Zhang, S. Kobayashi, S. Kado, T. Minami, A. Miyashita, A. Iwata, Y. Kondo, D. Qiu, C. Wang, M. Luo, S. Konoshima, S. Inagaki, H. Okada, T. Mizuuchi, Quasi-optical design of a multi-channel 320GHz interferometer, 第 39 回プラズマ・核融合学会年会, 富山国際会議場, 2022.11.22-25

馮超, 門信一郎, 岩田晃拓, 南貴司, 大島慎介, 稲垣滋, 小林進二, 石澤明宏, 中村祐司, 岡田浩之, 木島滋, 水内亨, 長崎百伸, ヘリオトロン J における再構成された EUV スペクトル空間分布の時間変化, 第 39 回プラズマ・核融合学会年会, 富山国際会議場, 2022.11.22-25

大島慎介, 小林進二, 的池遼太, 宮下颯, 近藤恭斗, 井下圭, D. Qiu, 松谷遼, 南貴司, 門信一郎, P. Zhang, 稲垣滋, 岡田浩之, 水内亨, 木島滋, 長崎百伸, ヘリオトロン J 配位制御性を活用した回転変換制御実験, 第 39 回プラズマ・核融合学会年会, 富山国際会議場, 2022.11.22-25

C.Y. Wang, S. Kobayashi, K. Nagasaki, DC. Qiu, MY. Luo, PF. Zhang, K. Y. Watanabe, R. Seki, R. Matoike, A. Miyashita, Y. Kondo, K. Inoshita, S. Inagaki, T. Minami, S. Kado, Heat transport Analysis Based on Ion Temperature Profile in High Intense Gas Puffing Experiment on Heliotron J, 第 39 回プラズマ・核融合学会年会, 富山国際会議場, 2022.11.22-25

稲垣滋, 磁化プラズマにおける自己組織化臨界現象, 第 38 回九州・山口プラズマ研究会, 指宿白水館, 2022.11.6

S. Kado, Recent Development of Near-infrared Spectrometry in the Application to Fusion-relevant Magnetic Confinement Plasmas, 20th International Congress on Plasma Physics, 慶州 Hwabaek International Convention Center, 2022.11.27-12.2

S. Inagaki, Inward Particle Flux Driven by Parallel Flow Velocity Gradient Mode, 20th International Congress on Plasma Physics, 慶州 Hwabaek International Convention Center, 2022.11.27-12.2

浅井朋彦, 関太一, 小林大地, 高橋努, 稲垣滋, 井通暁, 高橋俊樹, 岸本泰明, 超音速プラズモイド衝突過程における構造遷移, 日本物理学会 2023 年春季大会, online, 2023.3.15-19

小林進二, 永岡賢一, 稲垣滋, 長崎百伸, 伊藤龍志, 藤田智大, 山戸瞭雅, 大垣英明, 紀井俊輝, 全炳俊, 岡田浩之, 大島慎介, 門信一郎, 南貴司, 木島滋, 水内亨, ヘリオトロン型磁場配位で観測される統計加速現象におけるエネルギー拡散過程, 日本物理学会 2023 年春季大会, online, 2023.3.15-19

岩田晃拓, 門信一郎, 本島巖, 四竈泰一, 村雲南斗, 森敦樹, 岡田浩之, 南貴司, 大島慎介, 稲垣滋, 金史良, 小林進二, 石澤明宏, 中村祐司, 木島滋, 水内亨, 長崎百伸, ヘリオトロン J におけるパッシェン系列を用いた小型水素ペレット溶発プラズモイドの電子温度推定, 日本物理学会 2023 年春季大会, online, 2023.3.15-19

小林大輝, 藤澤彰英, 永島芳彦, 文贊鎬, 西澤敬之, 稲垣滋, 山田琢磨, 小菅佑輔, 山崎広太郎, 西村大輝, 郭又銘, 直線磁化プラズマにおける周期振動と背景構造との結合モデルを用いた実験的研究, 日本物理学会 2023 年春季大会, online, 2023.3.15-19



## Advanced Energy Research Section

Sakhorn Rimjaem, Foreign Visiting Researcher  
(Assistant Professor in Department of Physics and  
Materials Science, Faculty of Science, Chiang Mai  
University, 239, Huay Kaew Road, Muang District,  
Chiang Mai 50200, Thailand)

### 1. Summary

The author spent three months (Sep. 1, 2022-Nov. 30, 2022) as a guest associated professor at the Uji campus of Kyoto University, hosted by the Prof. H. Ohgaki's group.

Here the author reports about an investigation on study of solvation structure and dynamics of room-temperature ionic liquids using MIR free-electron laser.

### 2. Introduction

The unique set of properties of room-temperature ionic liquids (RTILs) has made them promising materials for modern electrochemical energy storage devices. One topic that has been under an intense debate is the free-charge carrier density in RTILs, which is one key to improving the efficiency of the devices. This quantity is strongly related to the short-range ion interactions and short-life interaction between ions and the surrounding molecules. Solvation structure, solvation dynamics, and hydrogen bond network are expected to be the key to a better understanding of such physical process, which is usually in the time scale of picosecond to femtosecond. Under the light of the MIR-FEL pump-probe (PP) experiment at KU FEL, the observation of interaction structure, interaction dynamics, and ion relaxation can be expected. Interpretation of experimental results can be done with the support from computational simulations.

### 3. Methodology

#### (1) Sample preparation

In this work we aimed to study the interaction lifetime and orientational decay of the ionic liquid 1-ethyl-3-methylimidazolium bis(trifluoromethylsulfonyl)imide ions ([Emim][NTf<sub>2</sub>]) when mixed with molecular solvent dimethyl sulfoxide (DMSO). In order to observe the effect of mixing ratio, [Emim][NTf<sub>2</sub>] (>98% HPLC, Merck KGaA) and DMSO (>99.9% anhydrous, Merck KGaA) were mixed to form binary mixtures with [Emim][NTf<sub>2</sub>] mole fraction XIL = 1.0, 0.9, 0.75, 0.5, 0.25, and 0.1 (the sample set includes sole DMSO, XIL = 0). Both chemicals were used as purchased and the samples were quickly prepared in ambient laboratory environment. The mixtures were kept in tightly closed glass vials and only few hundred  $\mu\text{L}$  of liquid sample was taken using a micropipette for each experiment.

The sample was sandwiched between two diamond windows of an IR liquid cell with PTFE spacers for pathlength control. The pathlength was varied between 50 – 250  $\mu\text{m}$  to obtain optimized signal.

#### (2) MIR-FEL pump-probe spectroscopy optical design and setup

The polarization selective PP setup was designed as shown in Figure 1. The FEL enters the setup and is divided by a ZnSe beam splitter (BS) to form a pump beam and a probe beam. The pump beam is guided by the flat mirrors (M1 & M2) and is focused on the sample by an off-axis parabolic mirror (OAP1). The probe beam is delayed by the optical delay line composed of two flat mirrors in retroreflector (RR) configuration. The computerized translational stage is used for optical path difference adjustment, which is in the range of 3 – 90 mm, to cover the required time delay of 10 – 300 ps. The probe beam is then reflected by the mirror (M3) and is focused by the OAP1 to spatially overlap with the pump beam in the sample volume. The transmitted pump beam is focused by OAP2 on the pyroelectric detector to collect as a pump-probe signal. The crossing angle between pump and probe beams at the sample is in the range of  $10^\circ$  –  $20^\circ$ . Two linear wire-grid polarizers are added for setting the polarization of the pump beam (P1) and for detecting the probe polarization (P2). The polarization angle of the probe beam can be switched between  $+45^\circ$  and  $-45^\circ$  w.r.t. the probe polarization. Then, the ray optics simulation was carried out to determine all the required optical elements. The simulation was done based on the cloud-based software (3DOptix). An example of the ray simulation result and the 3D drawing of this setup made with a software FreeCAD are shown in Figure 2.

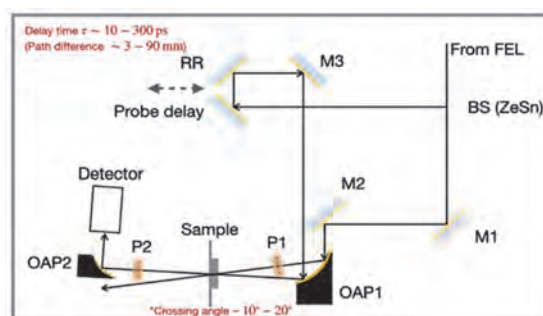


Fig. 1. Schematic design of the MIR-FEL polarization selective PP spectroscopy setup.



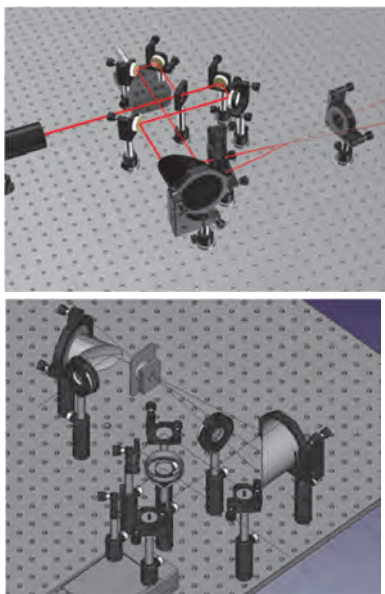


Fig. 2, (Top) A ray optics simulation to determine the specification of all optical elements. (Bottom) The 3D view of the designed setup.

The actual experimental setup at KU-FEL was set based on this drawing. The specifications of the key elements are OAP1 (90o, 3-in dim., 9-in. EFL), OAP2 (90o, 1-in dim., 2-in. EFL), flat mirrors (1-in dim.), and the crossing angle is  $16^\circ$ .

#### 4. Results and Discussion

The samples were first studied with FTIR spectroscopy to observe the absorption regions. The spectra show relatively much higher absorption on the fingerprint region ( $500 - 1500 \text{ cm}^{-1}$ ) than on the others. All absorption peaks look similar for all mixture samples and exhibit the combination of the [Emim][NTf2] and DMSO characters. The absorption of some [Emim][NTf2] peaks decrease with the mole fraction at wavenumber  $\sim 3160 \text{ cm}^{-1}$ , which is the C–H stretches of the imidazolium ring alkyl or alkyl side chains. This shift is more pronounced when more DMSO is added. The shift indicates the existence of interaction between added solvent molecules and the cations. By using polarization selective PP spectroscopy with the FEL wavelength tuned to this vibrational mode at KU-FEL, we expect to be able to measure the lifetime of such interaction and probably the orientational decay of the ions.

The KU-FEL generated IR lasers at fundamental wavelength centered at  $\sim 6 \mu\text{m}$  ( $5.8 - 6.3 \mu\text{m}$  bandwidth). To obtain the desired wavenumber of  $\sim 3160 \text{ cm}^{-1}$ , the second-harmonic generation (SHG) was applied by passing the FEL through the SHG crystal, which yielded the wavelength of  $\sim 3 \mu\text{m}$  ( $2.9 - 3.1 \mu\text{m}$  bandwidth). This wavelength corresponds to the required wavenumber of  $3460 - 3185 \text{ cm}^{-1}$ . The pump pulse energy was measured to be around  $0.2 \mu\text{J}$  prior the liquid cell. The pump-probe signal was measured by detecting the probe signal in comparison

with the pump signal at varied optical delay path. We began the measurement with the pure [Emim][NTf2] at  $\sim 3160 \text{ cm}^{-1}$  absorption line and there was no decay signal observed. We suspected the absorption at this wavelength is too low as shown by the IR spectrum. Therefore, we decided to try the measurement at higher IR absorption wavelength of  $\sim 1200 \text{ cm}^{-1}$ . At this wavenumber the pump-probe signal also could not be detected but we observed the gas bubble formation in the sample liquid bulk, which is the indication of thermal dissipation as laser beam heated up the sample. We then tried to measure the response at  $\sim 1200 \text{ cm}^{-1}$  in the mixture sample with XIL = 0.5, with the hope that the effect of strong absorption will be reduced to some level. Unfortunately, the expected exponential decay of the pump-probe intensity still could not be observed. Our postulate is the change in the probe signal is low since the population of the sample in the low vibrational state is low due to the excitation of the pump pulse.

With the FEL repetition rate of about 2856 MHz, the time between the consecutive pulse is about 0.3 ns. This is much shorter than the thermalization time of the liquid sample, meaning that the sample does not have enough time to relax. This issue has also been pointed out by [Novelli et al., PCCP, 2022]. They applied the THz FEL polarization selective pump-probe spectroscopy to study the dynamics of water with the setup similar to ours. For water having thickness of  $50 \mu\text{m}$ , the thermalization time can be estimated to be in the order of 20 ms. With this in mind, the technique to modify the laser pulse train to have lower repetition rate is needed. Optical technique like plasma mirror is one option to allow ultrafast and high intensity beam to be selectively reflected. With such development, the pump-probe spectroscopy based on MIR-FEL light source may be achievable.

#### 4. Conclusion

The experimental study to investigate the dynamics of ion interaction in ionic liquid/solvent mixtures using MIR-FEL polarization selective PP spectroscopy has been proposed. The work includes design and construction of the optical setup in pump-probe configuration. This setup alignment was carried out at KU-FEL to fit the beamline end station and used in the measurement. There was no observable pump-probe signal detected in any of the sample. This difficulty is attributed to the low absorption of the sample at the interested vibrational mode and too high repetition rate of the MIR-FEL. However, there was a positive indication showing that the designed setup is actually functioning. It seems from the current findings that additional optical technique may be required in the future to perform such experiment using the MIR-FEL.

- [1]. Novelli F. et al 2022 *Phys. Chem. Chem. Phys.* 24 653

## Advanced Energy Research Section

Josefine H.E. Proll, Foreign Visiting Researcher  
(Assistant Professor at Eindhoven University of  
Technology, Eindhoven, The Netherlands)

### 1. Summary

The author spent three months (Jan 01 2023 -Mar. 31, 2023) as a guest professor at the Uji campus of Kyoto University, hosted by the Heliotron J group.

Here the author reports about successes in turbulence modelling for Heliotron J.

### 2. Introduction

Recent successes in stellarator optimisation have allowed for the construction of neoclassically optimised stellarators such as Wendelstein 7-X and HSX. Experiments have shown [1,2] that the now dominant transport channel is turbulence. Thanks to the large space of available 3D magnetic field shapes, optimising also for turbulence is a possibility and might allow for stellarator and heliotrons configurations to be serious candidates for a DEMO reactor. Especially electrostatic turbulence driven at the ion scale, i.e. ion-temperature-gradient modes (ITG) and trapped-electron modes (TEM), have been found to significantly contribute to turbulent transport and have thus been studied in analytical theory and simulations in stellarator geometry. In so-called maximum-J configurations, of which W7-X is an approximation, it was shown analytically [3] that the classical electron-driven TEM was absent, which was shown to lead to low levels of turbulent heat flux (see Figure 2) [4].

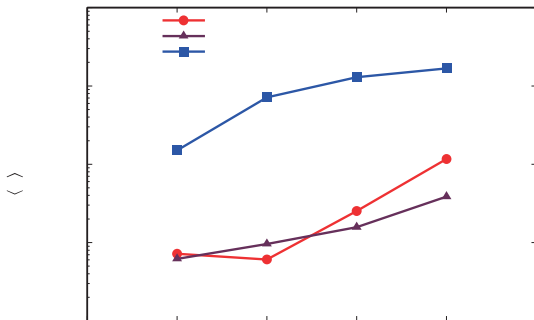


Figure 2: Normalised heat flux  $Q$  for grad-n-driven turbulence for different configurations.  $a/L_n$  is the density gradient scale length.

While HSX, a quasi-symmetric configuration and decidedly non-maximum-J, does not benefit from reduced linear growth rates (see Figure 1), it does boast a similarly low turbulent heat flux. This unexpected nonlinear stabilisation has been attributed to the very low global shear of HSX and the subsequent increased pool of subdominant and stable eigenmodes,

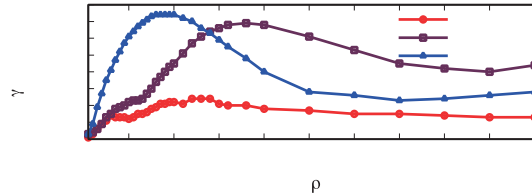


Figure 1: Linear growth rates of TEMs driven by a density gradient of  $a/L_n=3$  in different configurations

to which energy can be transferred to reach saturation.

The question now is whether a configuration like Heliotron J, which is also approaching maximum-Jness (albeit to a lesser degree than the high-mirror configuration of W7-X studied previously), and also has very low shear almost as low as HSX, can benefit from both mechanisms – the reduction of TEM thanks to maximum-J *and* improved saturation thanks to the low shear, and boast even lower heat fluxes. This would be a very interesting avenue to pursue for optimisation, as fully maximum-J configurations can be hard to achieve, especially over the full plasma radius. As an additional consequence of the absence of classical TEMs in W7-X, other types of modes can arise. Very recently, the so-called universal instability [5] has been identified in simulations in W-X geometry [6] and has been linked to potentially lower heat fluxes. Also in Heliotron J, the universal instability is expected to appear thanks to the postulated reduction of TEMs. During the research stay, several of these questions were addressed.

### 3. Gyrokinetic simulations for Heliotron J

To investigate whether the universal instability (UI) is indeed found in the different configurations of Heliotron J, linear simulations using the GENE code [7] were performed. Because the universal instability is predominantly driven by a density gradient, the temperature gradients of both ions and electrons were set to zero, and only a normalised density gradient of  $a/L_n=3$  (with  $a$  being the minor radius and  $L_n$  the density gradient scale length) was chosen. Interestingly, in all configurations investigated, the universal instability is found to be dominant over a large range of low wave numbers (see Figure 4), indicating that, similar to the case in Wendelstein 7-X, the UI might dominate the nonlinear transport and showcase enhanced saturation properties. Whether this is indeed the case is currently being investigated with nonlinear simulations. It is

remarkable that the UI is seen in ALL configurations of Heliotron J. In the ultra-high-bumpiness case (“5 to 0”) in Figure 4 and Figure 3) or the high-bumpiness case (“5 to 1”), the stability of the classical TEM and the subsequent emergence of the UI is somewhat expected, because these two configurations are approaching quasi-isodynamicity the most, whereas the standard configuration (“5 to 2”) and the low-bumpiness configuration (“5 to 3”) are less quasi-

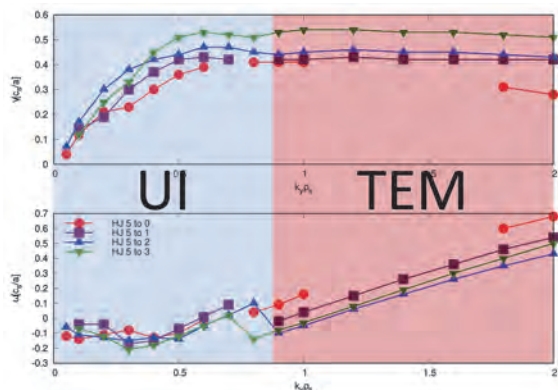


Figure 4: Linear growth rates of TEMs driven by a density gradient of  $a/Ln=3$  in different configurations of Heliotron J, from low bumpiness (5 to 3) to ultra-high bumpiness (5 to 0)

isodynamic. However, it seems that even the lower degree of quasi-isodynamicity in the standard configuration and the low-bumpiness configuration is sufficient to stabilise the TEM. The theoretically predicted trend of higher degree of quasi-isodynamicity leading to lower TEM growth rates is seen regardless. These simulations are for pure density gradient with vanishing temperature gradients, which is very far from what is observed experimentally. To also perform computationally demanding nonlinear simulations (especially those with an electron-temperature-gradient require a lot of computing resources because the electron-scales need to be resolved, too), a joint proposal for computing time at IFERC was written between J. Proll and A. Ishizawa. The entire computing time asked for was granted, so that these investigations can continue full force in the coming months.

#### 4. Available energy as a metric for turbulence

While the simulations above did show that a higher degree of quasi-isodynamicity (through a higher degree of bumpiness) leads to lower growth rates, we would need a nonlinear measure to assess whether also the actual levels of turbulence are reduced. To this end we can use the novel metric of available energy [8–10], a fully nonlinear expression which adheres to energy conservation and which has been shown to correlate remarkably well with the electron heat flux caused by trapped-electron modes. In our investigations, it was found (Figure 3) that the available

energy is generally reduced the higher the bumpiness is. While the available energy in its current form [10] is only that of the trapped electrons, and it is questionable that it would also faithfully represent turbulence driven by the passing-electron-driven UI, the results agree well with the linear results from the

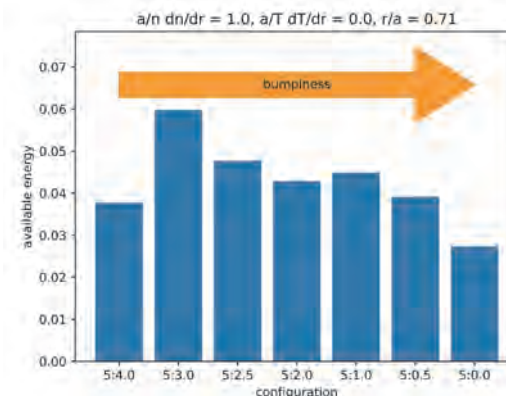


Figure 3: Available energy calculated for the different configurations of Heliotron J for a density gradient  $a/Ln=3$ .

previous section, and predict that the higher the bumpiness, the lower the turbulence. This would also explain the experimental findings where a higher bumpiness reported better overall confinement. A publication which compares the experimental results and the simulations and available energy calculations is in preparation. Moreover, work has begun to use the available energy as a metric to find turbulence-optimised configurations in the configuration space of Heliotron J, which might be used in one of the upcoming experimental campaigns.

#### 6. Summary

We have confirmed that turbulence driven by TEMs is generally weak in Heliotron J and that higher bumpiness leads to enhanced stabilisation. Also the universal instability was found, as expected due to the high degree of quasi-isodynamicity. Work confirming the findings with nonlinear simulations is under way.

- [1] C. D. Beidler et al., *Nature* **596**, 221 (2021).
- [2] J. M. Canik et al., *Phys Rev Lett* **98**, 1 (2007).
- [3] J. H. E. Proll et al., *Phys. Rev. Lett.* **108**, 245002 (2012).
- [4] J. H. E. Proll et al., *J. Plasma Phys.* **88**, 905880112 (2022).
- [5] P. Helander et al., *Phys. Plasmas* **22**, 090706 (2015).
- [6] P. Costello et al., (2023).
- [7] F. Jenko et al., *Phys Plasmas* **7**, 1904 (2000).
- [8] P. Helander, *J. Plasma Phys.* **83**, (2017).
- [9] P. Helander, *J. Plasma Phys.* **86**, 905860201 (2020).
- [10] R. J. J. Mackenbach et al., *Phys. Rev. Lett.* **128**, 175001 (2022).

## Functional Materials Science and Engineering Research Section

Y. Miyauchi, Professor  
T. Nishihara, Assistant Professor

### 1. Introduction

Our research section focuses on the physical properties, functions, and energy applications of quantum materials that exhibit significant quantum mechanical effects, such as carbon nanotubes (CNTs), two-dimensional (2D) semiconductors, and recently discovered topological materials. The aim is to create new technologies for highly efficient use of solar light/thermal energy that will contribute to the realization of a sustainable energy society. To understand the unique physical properties of these materials from the fundamental principles and extract superior functions that exceed the limits of conventional materials, we are promoting interdisciplinary research that covers basic sciences, including materials synthesis and condensed matter physics, as well as thermal, mechanical, electronic, and optical engineering along with the fabrication of integrated nanomaterials. Followings are main research achievements in the year of 2022.

### 2. Statistical verification of anomaly in chiral angle distribution of air-suspended carbon nanotubes

CNTs have long attracted attention due to their distinct optical, mechanical, electronic, and thermal properties, which are beneficial in the development of various future technologies. In addition, their potential to be generated from carbon dioxide has extended their importance in terms of present social demands to reduce carbon dioxide emissions. Among CNTs, single-walled CNTs (SWCNTs) have excellent functionalities that are sensitively dependent on their chiral structures, which are determined according to their diameter and chiral angle. However, large-scale bulk synthesis of SWCNTs with an on-demand chiral structure is still difficult and clarifying their growth mechanism in detail toward structure-controlled bulk synthesis is of central importance in nanomaterials fields. To date, theoretical studies have predicted that the configurations of the opening tube edge composed of armchair- and zigzag-shaped sites have significant impact on the SWCNTs' growth rate and the resultant structure abundance distribution. However, lack of sufficient statistical data on the chiral structure distribution of both metallic and semiconducting SWCNTs has prohibited rigorous experimental verification of such theoretical predictions.

In this study, we reported statistical verification of the chiral structure distribution of as-grown, air-

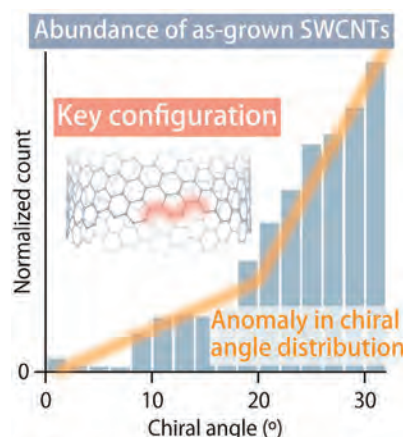


Fig. 1 Normalized chiral angle distribution of as-grown, air-suspended individual single-walled carbon nanotubes (SWCNTs) [1].

suspended individual SWCNTs that are unaffected by various nonideal effects, including interactions with other nanotubes in bundles and with the substrate [1]. We determined the chiral structures of 413 air-suspended SWCNTs using broadband Rayleigh spectroscopy. Our statistical analyses have revealed that the fractional abundance as a function of chiral angle shows a linear increasing trend with an anomaly in the derivative at the chiral angle of approximately  $20^\circ$  (refer to Fig. 1). From this critical result, we have clarified that the consecutive armchair site (red edge in the inset) is a key edge configuration strongly influencing the growth preference of each SWCNT structure. These findings on the anomalous abundance distribution and the proposed model accounting for the chiral angle dependence of the growth rate are expected to allow us to obtain deeper understanding of the growth mechanism of SWCNTs.

### 3. Directional exciton-energy transport in a lateral heteromonolayer of $\text{WSe}_2\text{-MoSe}_2$ (Fig. 2)

Excitons, in particular those in low-dimensional semiconducting nanomaterials are expected as next generation energy and/or information carriers for future energy/information devices. For these devices, controlling of the direction of exciton energy flow is one of the most important challenges. Generally, spatial asymmetry is required to induce a directional flow of quasi particles. As for charged particles like electrons, generation of such a flow is simply achieved by introducing potential asymmetry using an external electric field. However, for generating a directional

flow of neutral particles such as excitons, electric field cannot be a direct driving force. Therefore, finding a method to directionally drive excitons laterally in an ultrafast time scale has been strongly desired.

We reported observation of directional exciton energy transport across the interface in the WSe<sub>2</sub>-MoSe<sub>2</sub> lateral heterostructure [2]. Space and frequency resolved photoluminescence (PL) and PL excitation measurements revealed exciton energy transfer in the lateral direction induced by asymmetric energy landscape built-in at the sharp interface of the two different 2D semiconductors. The results suggest that excitonic devices using this type of lateral heterostructure is promising in applications for energy/information devices using fast exciton energy transport.

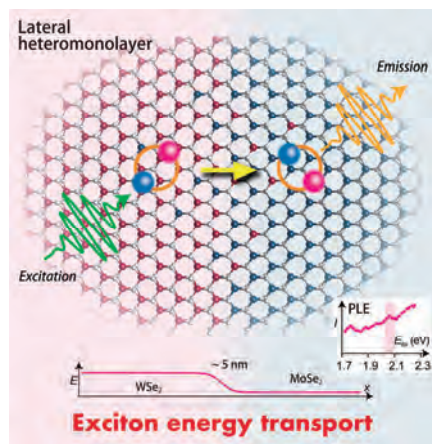


Fig. 2 Directional exciton-energy transport in a lateral heterostructure of WSe<sub>2</sub>-MoSe<sub>2</sub> [2].

#### 4. Anisotropic exciton drift-diffusion in a monolayer WS<sub>2</sub>xSe<sub>2-2x</sub> alloy with a gradually changing composition

In addition to the demonstration of the unidirectional transport of excitons using lateral heterostructure monolayer with a sharp one-dimensional heterojunction [2], we also demonstrated anisotropic exciton drift-diffusion in a WS<sub>2</sub>xSe<sub>(2-2x)</sub> alloy monolayer with gradually changing composition ratio extended over micrometers [3]. The significant observation was that the spatial profile of the PL image became anisotropic under the finite exciton energy gradient under isotropic laser excitation. We confirmed that the degree of asymmetry had a strong correlation with the energy gradient. The results were successfully interpreted based on the simulation results considering drift and diffusion of excitons under the finite exciton energy gradient.

#### 5. Polarized Raman spectroscopy on topological semimetal Co<sub>3</sub>Sn<sub>2</sub>S<sub>2</sub>

In the last few years, the ternary ferromagnetic compound Co<sub>3</sub>Sn<sub>2</sub>S<sub>2</sub> has been identified as a topological semimetal, which can host a Weyl semimetal phase. To date, electronic properties of this material

has attracted growing attention because it provides a desirable platform to study Weyl fermion physics near the Weyl point that acts as a source or sink of the Berry curvature field, which is one of the central interests of the current condensed matter physics. Moreover, Weyl semimetals is expected as a candidate material for nonreciprocal thermal emitters that break Kirchhoff's law, which may lead to a breakthrough in the radiative heat transfer technologies. In contrast to the intensively studied electronic properties, however, phonon properties of Co<sub>3</sub>Sn<sub>2</sub>S<sub>2</sub> have yet to be clarified experimentally; even the most fundamental information, phonon frequencies and their symmetries have unidentified. The lack of the Raman spectral fingerprint in the literature has hindered a quick experimental identification of the crystal structure, as well as confirmation of the validity of ab-initio calculations on Co<sub>3</sub>Sn<sub>2</sub>S<sub>2</sub> by comparing the calculated phonon frequencies with the experimental ones.

In this study, we clarified polarized Raman spectra of the topological semimetal Co<sub>3</sub>Sn<sub>2</sub>S<sub>2</sub> [4]. Two major phonon Raman peaks were observed at 289 cm<sup>-1</sup> and 386 cm<sup>-1</sup> over continuous background emission signals, and attributed to  $\Gamma$  point phonon modes with  $E_g$  and  $A_{1g}$  symmetries, respectively, according to the group theory and Raman tensor analysis. Line shape analyses revealed that the high-frequency  $A_{1g}$  mode exhibited asymmetric peak feature suggesting the Fano resonance between the  $A_{1g}$  phonon scattering with the continuous electronic background. The clarified phonon energies and symmetries, as well as the electronic contribution to the Raman scattering, will not only be useful as a fingerprint to readily verify the experimentally grown or theoretically calculated crystal structure, but also suggest importance of Raman spectroscopy as an effective tool to study low energy excitations and their interactions in Co<sub>3</sub>Sn<sub>2</sub>S<sub>2</sub>.

#### Acknowledgement

These studies were partly supported by JST CREST (Grant No. JPMJCR18I5), JSPS KAKENHI (JP19K15384, JP20H02605, JP20H05664, JP22K18287), and ZE Research Program, IAE (ZE2020B-33, ZE2021B-02, ZE2022B-1).

#### References

- [1] T. Nishihara, A. Takakura, K. Matsui, K. Itami, and Y. Miyauchi, Nano Letters **2022**, 22, 5818.
- [2] M. Shimasaki, T. Nishihara, K. Matsuda, T. Endo, Y. Takaguchi, Z. Liu, Y. Miyata, and Y. Miyauchi, ACS Nano **2022**, 16, 8205.
- [3] M. Shimasaki, T. Nishihara, N. Wada, Z. Liu, K. Matsuda, Y. Miyata, and Y. Miyauchi, Applied Physics Express **2023**, 16, 012010.
- [4] K. Tanaka, T. Nishihara, A. Takakura, Y. Segawa, K. Matsuda, and Y. Miyauchi, Journal of Raman Spectroscopy **2023**, 54, 93.

## Financial Support

### 1. Grant-in-Aid for Scientific Research

宮内雄平, 基盤研究(B), 量子物質を用いた非従来型赤外光電変換学理の開拓

宮内雄平, 挑戦的研究(開拓), 量子非平衡吸収体を用いた太陽光熱利用の原理的革新

西原大志, 若手研究, 低次元量子非平衡系における非従来型高温発光物理の解明

### 2. Others

宮内雄平, 科学技術振興機構 CREST, ナノ物質科学を基盤とするサーモエレクトロニクス創成

## Publications

M. Shimasaki, T. Nishihara, K. Matsuda, T. Endo, Y. Takaguchi, Z. Liu, Y. Miyata, Y. Miyauchi, Directional Exciton-Energy Transport in a Lateral Heteromonolayer of  $WSe_2$ - $MoSe_2$ , *ACS Nano*, 16, 5, 8205-8212, 2022

H. Shudo, M. Kuwayama, M. Shimasaki, T. Nishihara, Y. Takeda, T. Kuwabara, A. Yagi, Y. Segawa, K. Itami, Perfluorocycloparaphenylenes, *Nature Communications*, 13, 3713, 2022

N. Wada, J. Pu, Y. Takaguchi, W. Zhang, A. Liu, T. Endo, T. Irisawa, K. Matsuda, Y. Miyauchi, T. Takenobu, Y. Miyata, Efficient and Chiral Electroluminescence from In-Plane Heterostructure of Transition Metal Dichalcogenide Monolayers, *Advanced Functional Materials*, 2203602, 2022

T. Nishihara, A. Takakura, K. Matsui, K. Itami, Y. Miyauchi, Statistical Verification of Anomaly in Chiral Angle Distribution of Air-Suspended Carbon Nanotubes, *Nano Letters*, 22, 14, 5818-5824, 2022

K. Tanaka, T. Nishihara, A. Takakura, Y. Segawa, K. Matsuda, Y. Miyauchi, Polarized Raman spectroscopy on topological semimetal  $Co_3Sn_2S_2$ , *Journal of Raman Spectroscopy*, 54, 93-100, 2022

M. Shimasaki, T. Nishihara, N. Wada, Z. Liu, K. Matsuda, Y. Miyata, Y. Miyauchi, Anisotropic exciton drift-diffusion in a monolayer  $WS_2$  $x$   $Se(2-2x)$  alloy with a gradually changing composition, *Applied Physics Express*, 16, 1, 012010, 2023

西原大志, 宮内雄平, カーボンナノチューブ薄膜の複素屈折率測定 ~波長選択放射・吸収膜応用に向けて~, *伝熱*, 61, 255, 34-39, 2022

## Presentations

宮内雄平, ナノ物質の物性とエネルギー機能, 2022年度 第2回ナノサイエンスセミナー/2.5次元物質科学セミナー, 東京都立大学, 2022.4.18

T. Nishihara, A. Takakura, Y. Miyauchi, High Temperature Light Emission Spectra of Metallic Carbon Nanotubes Under Different Heating Methods, 241st ECS Meeting, Vancouver Convention Center, Canada, 2022.5.31

Y. Miyauchi, Thermoexcitonic Properties of Carbon Nanotubes, 241st ECS Meeting, Vancouver Convention Center, Canada, 2022.6.1

Y. Miyauchi, Exploring novel physical properties of carbon nanotubes for unprecedented applications, The 10th Japan-France Frontiers of Science Symposium 2022, Kyoto Brighton Hotel, 2022.6.24-27

T. Nishihara, A. Takakura, Y. Miyauchi, Comparison of Light Emission of Metallic Carbon Nanotubes under Laser- and Joule-Heating Conditions, CLEO-PR 2022, Sapporo Convention Center, 2022.7.31-8.6

A. Takakura, T. Nishihara, T. Tanaka, H. Kataura, Y. Miyauchi, Efficient coalescence of carbon nanotubes with preserved chiral angles, 第63回 FNTG, 東京都立大学, 2022.8.31-9.1

T. Nishihara, A. Takakura, Y. Miyauchi, Distinct thermo-optical properties of one-dimensional system enabled by exciton, ATPC2022, Online, 2022.9.26-30

宮内雄平, カーボンナノチューブが彩る未来のエネルギー, 京都大学エネルギー理工学研究所公開講演会, 京都大学宇治キャンパス, 2022.10.23

Y. Miyauchi, Optical spectroscopic characterizations on emerging materials, 12th A3 Symposium on Emerging Materials: Nanomaterials for Electronics, Energy, and Environment, Waseda University, 2022.11.7-9

宮内雄平, カーボンナノチューブの量子熱光物性と太陽エネルギー変換応用, 有機太陽電池研究コンソーシアム 「カーボンニュートラル実現への課題」, 京都大学吉田キャンパス, 2022.11.22

宮内雄平, 太陽エネルギー利用効率化に向けた先進カーボンナノチューブ技術の現状と展望, Roadmap to 2050 カーボン・ニュートラル推進連続セミナー 第11回「エネルギー利用の高効率化」, Online, 2022.11.30

宮内雄平, カーボンナノチューブの励起子発光計

測と新規熱効果, 第 42 回島津賞、島津奨励賞表彰式並びに研究開発助成金贈呈式, ホテルオークラ京都, 2023.2.20

宮内雄平, Optical spectroscopic studies on 1D and 2D nanomaterials, 東北プラズマフォーラム 令和4年度東北大学 電気通信研究所 共同プロジェクト研究会, 東北大学 (ハイブリッド開催), 2023.2.21

西原大志, 高倉章, 宮内雄平, 単一金属型カーボンナノチューブの熱放射と非平衡フォノン励起発光の比較, 日本物理学会 2023 年春季大会, Online, 2023.3.23

## Advanced Laser Science Research Section

T. Nakajima, Associate Professor  
K. Ando, Program-Specific Assistant Professor

## 1. Introduction

Laser is a versatile technique to probe various dynamics and also fabricate various devices. This year we have developed a few different techniques to probe the electrochemical processes during hydrogen evolution, fabricate the functional metal surfaces, and modify the size and shape of nanoparticles for the utilization toward green energy.

## 2. Influence of liquid viscosity and temperature on the morphologies of laser-induced microstructures

Laser materials processing is a useful technique to fabricate micro/nanostructures on the material surface, and performed not only in air but also in liquids in some cases to fabricate desired surface morphologies. How and how much the property of the liquid influences the surface morphology of the laser-irradiated target is not yet completely understood. This is particularly true in terms of liquid viscosity. To clarify the role of liquid viscosity in laser materials processing we undertake the study to ablate the metal target in different liquids at different temperatures and compare the morphology of the ablation crater. The liquids we employ in this study are water (H<sub>2</sub>O), ethanol (ET), ethylene glycol (EG), and glycerol (GOL) at room temperature (RT), and additionally EG and GOL at 100 °C, since their viscosities significantly change at different temperatures. Representative results with Ni targets are shown in Fig. 1. In Fig. 1(a) we clearly see the confinement effects. From Fig. 1(b), we notice that the diameter of the crater in each liquid linearly increases with laser fluence, and at a given laser fluence, the crater diameters are air < ET < water < EG at 100 °C < EG at RT < GOL at 100 °C < GOL at RT. Similar is true for the volume (Fig. 1(c)). To explain the different ablation efficiencies in different liquids at different temperatures we consider the pressure exerted to the target under the confined geometry by laser-induced plasma, and estimate the plasma-induced recoil pressure. The relative pressures exerted to the target during the laser pulse are found to be 1:0.78:1.09:1.20:1.26 in water, ET, EG at RT, GOL at RT, and GOL at 100 °C, respectively, and this order is in good agreement with those of the experimentally obtained diameters and volumes of ablation

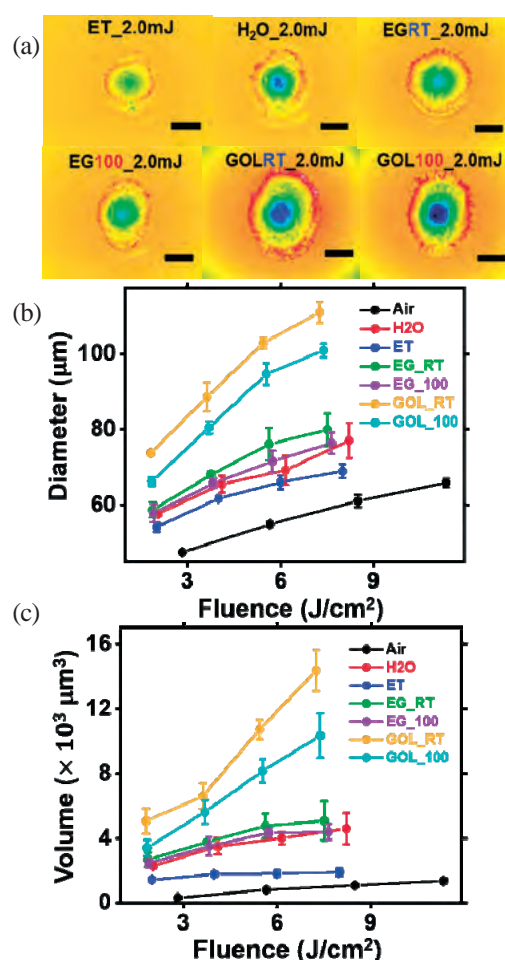


Fig. 1 (a) Morphologies of the ablation craters in air and various liquids at different temperatures. Variation of (b) diameters and (c) volumes of ablation craters as a function of laser fluence.

craters shown in Fig. 1(b) and (c). This clearly shows that it is not the liquid viscosity but the plasma-induced recoil pressure that plays an important role on the ablation efficiency in liquids.

## 3. Correlation between the bubble forming sites and micro/nanostructures on the electrode surface during hydrogen evolution

Production of hydrogen gas through water electrolysis using the excess electricity is one of the promising candidates for green energy. For the efficient production and transportation of hydrogen gas through water electrolysis it is very important to



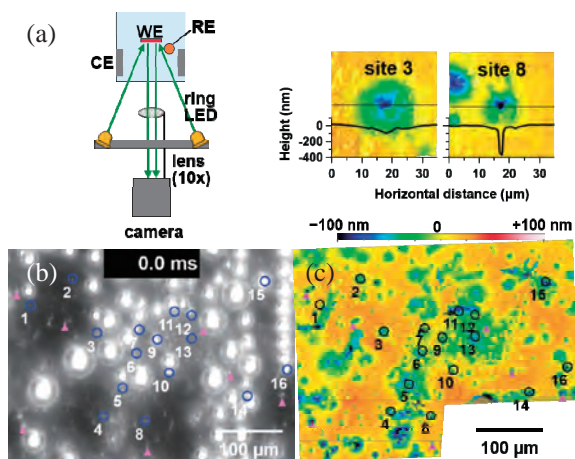


Fig. 2 (a) Experimental setup. (b) Optical image of hydrogen bubbles where all bubble forming sites are numbered. (c) Corresponding false-colored surface profile of the electrode. The figures above panel (c) are the blow-ups of the surface profiles at sites 3 and 8.

know where on the electrode the hydrogen bubbles are formed, since the deeper understanding of formation mechanism will enable us to design the surface morphology of the electrode. For this purpose we optically monitor the formation of hydrogen bubbles on a Ni disk cathode from the front side (Fig. 2(a)) to identify the bubble forming sites (Fig. 2(b)), and correlate them with the surface profile with  $\sim\mu\text{m}$  accuracy (Fig. 2(c)). We notice that the bubble forming sites are located at the shallow structures, but their structures are not necessarily similar, as shown by the surface profiles of bubble forming sites 3 and 8. To better understand the local bubble dynamics we analyze the optical images of the bubbles at sites 3 and 8 using many successive images taken with the time interval of 1 ms, and obtain the temporal variations of the squared radius,  $R^2$ , and rising velocities,  $v$ , of the bubbles formed at sites 3 and 8 (Fig. 3). We find that the growth rates and formation periods of the bubbles are completely different at those sites, and the formation period is very long at site 8. The

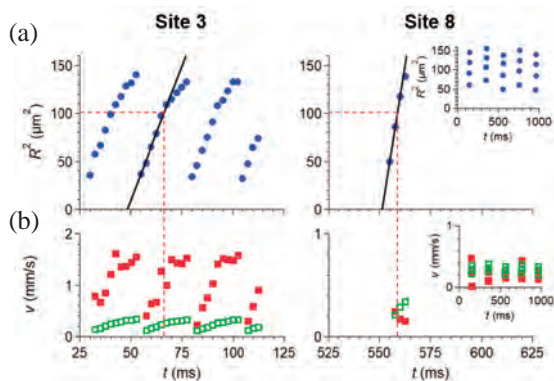


Fig. 3 (a) Temporal variations of the squared radius,  $R^2$ , and (b) experimental (closed squares) and theoretical (open squares) rising velocities,  $v$ , of the bubbles formed at sites 3 and 8.

difference of the experimental and theoretical rising velocities of the bubble at site 3 implies the presence of local convection flowing upward near site 3 since the theoretical rising velocity is obtained using the Stokes law without taking into account the convection. In contrast, there is practically no local flow near site 8. These results suggest that, although sites 3 and 8 are only  $\sim 120\ \mu\text{m}$  apart, the dynamics of the bubbles as well as the local convections at those sites are very different. This is the first study to correlate the bubble forming sites and surface morphologies of the electrode and clarify the dynamics of bubbles.

#### 4. Dynamics of hydrogen bubbles formed at a laser-induced microstructure on the electrode during hydrogen evolution

What we have learned from the study described in the previous section is that, although there is a clear correlation between the bubble forming sites and their local surface morphologies, the local surface morphology itself does not seem to determine the bubble dynamics. Knowing this, we fabricate a single microstructure on a polished Ni electrode by single-shot laser irradiation, and study the formation of hydrogen bubbles at a laser-induced microstructure through the optical detection. The results are summarized in Fig. 4. From the optical image of the laser-induced microstructure with bubbles shown in Fig. 4(a) we notice that the bubbles are never formed at the central area of the microstructure, and all the bubble forming sites numbered 1-7 are located at the periphery of the microstructure where there are bumps (Fig. 4(b)) with so many micro/nanostructures (Fig. 4(c) and (d)). It is interesting to point out that the growth rates and formation periods of the bubbles under the constant current operation are different at different bubble forming sites. This finding clearly implies that a subtle local structure within a single microstructure strongly influences the bubble forming activity of the individual sites, although they are only a few tens of  $\mu\text{m}$  apart.

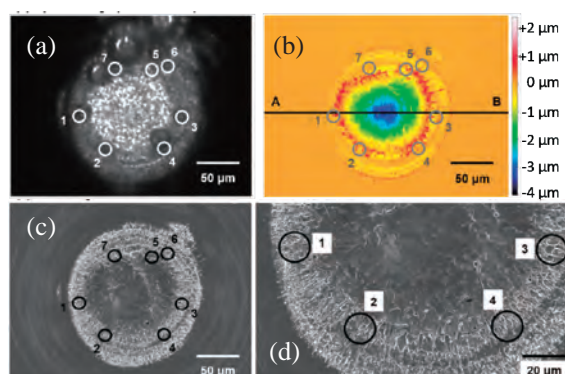


Fig. 4 (a) Optical image of the laser-induced microstructure with bubbles and (b) surface profile of the corresponding area. (c) SEM image of the microstructure and (d) its blow-up.

## Financial Support

中嶋隆, 新エネルギー・産業技術総合開発機構, 水素利用等先導研究開発事業/水電解水素製造技術高度化のための基盤技術研究開発/アルカリ水電解及び固体高分子形水電解の高度化

## Publications

X. Zheng, K. Ando, X. Wang, T. Sakka, T. Nakajima, Enhancing laser-nanoparticle interactions by diffused laser beams: efficient size-reduction of nanoparticles, *Journal of Physics D-Applied Physics*, 55, 275106, 2022

K. Ando, Y. Uchimonoto, T. Nakajima, Correlation between the Forming Sites of Hydrogen Bubbles and Micro/Nanostructures on the Electrode Surface, *Journal of Physical Chemistry C*, 126, 44, 18988-18993, 2022

K. Ando, X. Wan, Y. Uchimoto, T. Nakajima, Dynamics of hydrogen bubbles formed at a laser-induced microstructure on a Ni electrode during hydrogen evolution reaction, *International Journal of Hydrogen Energy*, 47, 92, 38930-38938, 2022

Xiaofeng Wang, Kota Ando, Nan Feng, and Takashi Nakajima, Single-shot nanosecond laser ablation of Ni in low and high viscosity liquids at different temperatures, *Applied Surface Science*, 592, 153361, 2022

## Presentations

安東航太, 容維康, 中嶋隆, 熱支援レーザー脱濡れによるガラス基板上 AuAg 二層膜のナノ構造化, レーザー学会学術講演会 43 回年次大会, ウィンクあいち, 2023.1.18-20

安東航太, Xiaofeng Wang, 内本喜晴, 中嶋隆, レーザーで作成した電極表面マイクロ構造から発生する水素バブルのダイナミクス, レーザー学会学術講演会 43 回年次大会, ウィンクあいち, 2023.1.18-20

曾田圭亮, 安東航太, 内本喜晴, 中嶋隆, 電極面のレーザー加工による電解効率の向上, レーザー学会学術講演会 43 回年次大会, ウィンクあいち, 2023.1.18-20

曾田圭亮, 安東航太, 中嶋隆, 単一ナノ秒レーザーパルス照射による高品質極浅穴の作製, レーザー学会学術講演会 43 回年次大会, ウィンクあいち, 2023.1.18-20

曾田圭亮, 安東航太, 中嶋隆, ナノ秒レーザーパル

ス照射による高品質極浅穴およびラインの作製, 応用物理学会第 70 回春季学術講演会, 上智大学, 2023.3.15-18

曾田圭亮, 安東航太, 内本喜晴, 中嶋隆, 水電解用電極面のレーザー加工による電解効率向上, 応用物理学会第 70 回春季学術講演会, 上智大学, 2023.3.15-18

安東航太, Xiaofeng Wang, 内本喜晴, 中嶋隆, レーザーで作成した電極表面マイクロ構造における水素気泡の生成挙動, 応用物理学会第 70 回春季学術講演会, 上智大学, 2023.3.15-18

安東航太, Weikang Rong, 中嶋隆, ナノ秒ファイバーレーザーを用いたガラス光拡散板の作製, 応用物理学会第 70 回春季学術講演会, 上智大学, 2023.3.15-18



## Advanced Energy Structural Materials Research Section

K. Morishita, Associate Professor  
 K. Yabuuchi, Assistant Professor  
 A. Kimura, Researcher

## 1. Introduction

For the safe and efficient operation of advanced nuclear energy systems, development of robust materials and establishment of reliable system management methods are essential. This section addresses the mission of establishing the maintenance management methodology as well as material R & D for advanced nuclear energy systems such as fusion and fission reactors. Our research interests are as follows:

### (1) Theory, modeling, numerical simulation and data-driven science & technology of irradiated materials

Radiation damage processes in materials during irradiation occur at a wide variety of time and length scales. To understand this process, so-called multiscale viewpoint and statistical arguments are required. In this section, efforts are made to model material behavior during irradiation complementarily using several computational techniques such as molecular dynamics, ab-initio quantum calculations, kinetic Monte-Carlo, rate-equation theory analysis, FEM and CFD. Recently, additional efforts have also been devoted to this research using machine learning, AI (artificial intelligence) and data-driven techniques.

### (2) Plant integrity analysis

Structural integrity of a reactor pressure vessel (RPV) during a pressurized thermal shock (PTS) events is of critical importance in the quantitative assessment of reactor safety. We evaluate this using three-dimensional computational fluid dynamics (3D-CFD) and the finite element method (FEM). Through this evaluation, the risk of the RPV function loss is quantified and it is proposed as an indicator available for optimizing maintenance strategy.

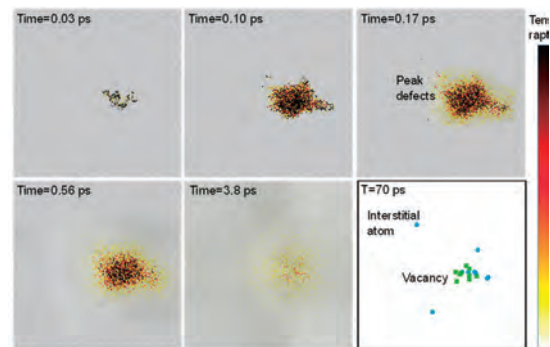
### (3) Effects of irradiation on the microstructure and mechanical property changes of materials

High energy particle irradiation leads to the formation of oversaturated interstitials and vacancies. The behavior of point defects is responsible for the evolution of the microstructure, which may cause degradation, (or development), of the mechanical properties of the material. The elucidation of the behavior of point defects is essential for understanding the mechanisms responsible for the changes in mechanical properties. In our study, the microstructure evolution

under high energy particle irradiation has been investigated experimentally and computationally.

## 2. Mechanism of non-equilibrium point defect production in irradiated materials

In materials of fusion reactor components, high energy neutrons entering the material collide with many target atoms, initiating displacement cascade processes. This process produces locally dense athermal point defects within the material. This has a profound effect on the material's microscopic composition and structure thus altering its mechanical properties. Therefore, it is important to investigate the impact of these processes in the design and selection of component materials. However, the displacement cascade process occurs on an extremely short timescale of several tens of picoseconds, it is very difficult to observe it experimentally. As such, computer simulation techniques are often employed instead. Among them, molecular dynamics (MD) is one of the most powerful tools. In this study, the MD technique was used to simulate displacement cascades in Fe. Fig. 1 shows a simulated example of the time evolution of this process initiated from a 50 keV recoil atom.



**Fig. 1: Our molecular dynamics simulation shows the time evolution of athermal defect production process in Fe during irradiation.**

As shown in the figure, at about sub-ps after the primary recoil atom starts to move, a large number of displaced atoms are formed with a very high density. In the central region, the kinetic energies and arrangement of the atoms exhibit a quasi-molten state. As time evolves, the cascade core cools down gradually, during which the displaced atoms in the molten zone return to their lattice point positions and annihilate. Almost all of the displaced atoms are annihilated (disap-

peared) during this cooling phase, but some still remain. These can be described as lattice defects (i.e., interstitial atoms) that are athermally introduced into the material by the effects of incident neutrons. Interestingly, some of these interstitial atoms are isolated at this time, while others are grouped together to form clusters. Such information is highly valuable, as whether the interstitial atoms thus produced are isolated or clustered can have a significant impact on subsequent defect reactions.

The mechanism of defect production demonstrated here is quite different from the conventional one employed by the NRT model for evaluating  $dpa$ . A more detailed model construction is underway.

### 3. Size and temperature dependence of point defect binding free energy to defect clusters in Fe

Size and temperature dependence of the point defect binding free energy has numerically evaluated for self-interstitial atom (SIA) clusters and vacancy clusters in bcc Fe by using continuum models based on thermodynamics and linear elasticity. The estimated binding free energy of SIAs to SIA-clusters is much higher than that of vacancies to vacancy clusters, indicating that SIA-clusters are more thermally stable than vacancy clusters. For relatively small clusters, the estimated binding free energy at 0 K is comparably consistent with atomistic calculation data; and then, the SIA binding free energy at 850 K is averagely about 35 % lower than that at 0 K, while the vacancy binding free energy is about 6 % lower; which may remarkably affect the formation kinetics of those defect clusters under irradiation. These kinds of information will be one of the basic parameters for a theoretical model of the microstructural evolution of Fe-based materials in the nuclear fusion DEMO environment.

This work was performed in the collaboration with Dr. Watanabe et al. at of National Institutes for Quantum Science and Technology (QST).

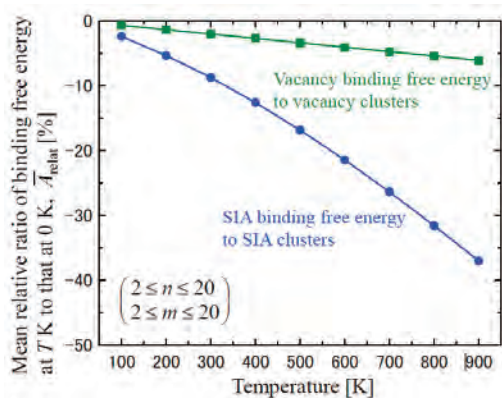


Fig. 2: Temperature dependence of the free energy of point defects to small defect clusters in Fe.

### 4. Development of new power device “DISTAR”

With the aim of developing new energy devices with higher functionality, we prototyped a small device (Distar) that combines a light-receiving element (LED) and a light-emitting element (solar panel), which is inspired by the operating principle of a conventional bipolar transistor. By applying positive feedback to the current flowing through the circuit, our prototype device showed a current amplification factor of about 1000. Then, this prototype circuit was modeled theoretically, and a simulation model was constructed so that the relationships between the current, voltage, resistance, etc. of the circuit could be understood. It was found from the model calculations that although the current amplification factor reaches 1000, the Joule heat in the resistor is very large, and the energy efficiency of the entire circuit is extremely low (90 percent of input energy is lost). Based on this fact, it is currently concluded that further efforts are necessary to improve energy efficiency. This research is a joint research with Professor Emeritus Kensho Okamoto of Kagawa University.

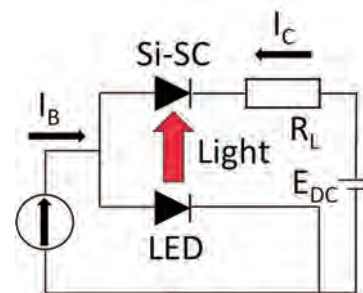


Fig. 3: DISTAR circuit

### 5. Application of AI technology to the image analysis for nuclear materials development

TEM image analysis of post-irradiation metals has often been conducted in the field of nuclear material development research, where an interpretation of images is different unfortunately from person to person. To avoid this gap, a new attempt is being made to apply the state-of-the-art AI technology to the image analysis. If this attempt progresses successfully, it should be possible to bridge the gap between the skill levels of skilled and novice users.

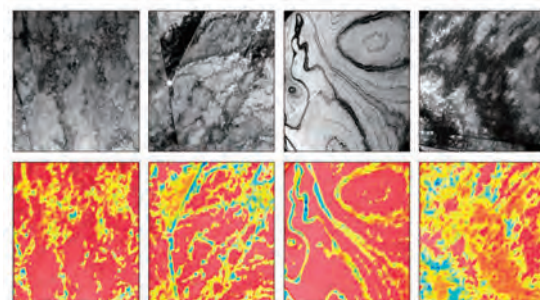


Fig. 4: Image analysis using AI

## Financial Support

### 1. Grant-in-Aid for Scientific Research

森下和功, 基盤研究(C), ミクロからマクロまで総動員して老朽化設備の破損リスクを管理する方法

藪内聖皓, 基盤研究(A), 核融合炉で使用後 10 年以内に再利用可能な低放射化バナジウム合金の試作開発 (分担金)

### 2. Others

藪内聖皓, 中部電力(株)原子力安全技術研究所, 圧力容器非照射材の硬化部に関する研究

藪内聖皓, (株)原子力安全システム研究所, 原子炉容器鋼の照射ミクロ組織変化への Si 影響の検討

藪内聖皓, 東北大学, 「プロセスインフォマティクスによる成膜技術の探索」(令和4年度エネルギー対策特別会計委託事業「フルセラミックス炉心を目指した耐環境性3次元被膜技術の開発」の一部)

## Publications

K. Tougou, M. Fukui, K. Fukumoto, R. Igarashi, K. Yabuuchi, Dynamic interaction between the dislocations and cavities in tungsten during tensile test, *Nuclear Materials and Energy*, 30, 101130, 2022

YT. Chen, K. Morishita, Molecular dynamics simulation of defect production in Fe due to irradiation, *Nuclear Materials and Energy*, 30, 101150, 2022

K. Fukumoto, K. Umehara, K. Yabuuchi, Dynamic Interaction between Dislocation and Irradiation-Induced Defects in Stainless Steels during Tensile Deformation, *Metals*, 12, 762, 2022

S. Nogami, Ozawa, D. Asami, N. Matsuta, S. Nakabayashi, S. Baumgärtner, P. Lied, K. Yabuuchi, T. Miyazawa, Y. Kikuchi, M. Wirtz, M. Rieth, A Hasegawa, Tungsten-tantalum alloys for fusion reactor applications, *Journal of Nuclear Materials*, 566, 153740, 2022

P. Song, K. Yabuuchi, P. Spatig, Insights into hardening, plastically deformed zone and geometrically necessary dislocations of two ion-irradiated FeCrAl(Zr)-ODS ferritic steels: A combined experimental and simulation study, *Acta Materialia*, 234, 117991, 2022

Y. Watanabe, K. Morishita, T. Nozawa, H. Tanigawa, Size and Temperature Dependence of the Point Defect Binding Free Energy to Defect Clusters in bcc Fe, *Plasma and Fusion Research*, 17, 1205105, 2022

T. Yamamoto, Y. Wu, K. Yabuuchi, J. Haley, K. Yoshida, A. Kimura, G.R. Odette, Cavity Evolution and Void Swelling in Dual Ion Irradiated Tempered Martensitic Steels, *Journal of Nuclear Materials*, 154201, 2022

K. Yabuuchi, T. Suzudo, Interaction between an edge dislocation and faceted voids in body-centered cubic Fe, *Journal of Nuclear Materials*, 574, 154161, 2023

T. Miyazawa, Y. Kikuchi, M. Ando, J.H. Yu, K. Yabuuchi, T. Nozawa, H. Tanigawa, S. Nogami, A. Hasegawa, Microstructural evolution in tungsten binary alloys under proton and self-ion irradiations at 800 °C, *Journal of Nuclear Materials*, 575, 154239, 2023

A. Kimura, W. Sang, W.T. Han, K. Yabuuchi, Z.X. Xin, J.H. Luan, P. Dou, Twofold age-hardening mechanism of Al-added high-Cr ODS ferritic steels, *Journal of Nuclear Materials*, 575, 154223, 2023

K. Okamoto, K. Okamoto, K. Morishita, A. Okuno, Development of Photoelectric Conversion Transistor Consisting of High-power LED and Si Solar Cell, *ICEP 2022 Proceedings, WC1-2*, 2022

森下和功, 特集連載 大学紹介(36)京都大学エネルギー理工学研究所における原子力/核融合材料・システム保全の研究, *保全学*, 21, 3, 53, 38, 2022

## Presentations

K. Okamoto, K. Okamoto, K. Morishita, A. Okuno, Development of Photoelectric Conversion Transistor Consisting of High-power LED and Si Solar Cell, 2022 International Conference on Electronics Packaging (ICEP2022), Sapporo & Online Hybrid Conference, 2022.5.11-14

陳昱婷, 森下和功, 渡辺淑之, 照射下材料中の非平衡欠陥生成に関する統計評価, 第14回核融合エネルギー連合講演会, Online, 2022.7.7-8

阮小勇, 渡辺淑之, 森下和功, 野澤貴史, 分子静力学法と線形弾性論に基づく BCC 鉄中の照射欠陥の緩和体積の評価, 第14回核融合エネルギー連合講演会, Online, 2022.7.7-8

祝梁帆, 森下和功, 中筋俊樹, 藪内聖皓, 渡辺淑之, 軽水炉圧力容器鋼における溶質原子クラスター形成に関するモデリング研究, 日本保全学会第18回学術講演会, 京都大学&Online, 2022.7.14

祝梁帆, 森下和功, 中筋俊樹, 藪内聖皓, 渡辺淑之, 軽水炉圧力容器鋼の照射脆化に関するモデリング研究, 日本保全学会第18回学術講演会, 京都大学

&Online, 2022.7.14

陳昱婷, 森下和功, 照射下 Fe 内の非平衡欠陥生成に関する分子動力学シミュレーション, 日本保全学会第 18 回学術講演会, 京都大学 & Online, 2022.7.14

濱崎悠貴, 西川さくら, 岡本賢一郎, 森下和功, 岡本研正, 発光ダイオードと受光素子からなる新型増幅デバイス「ダイスター」に関する研究, 日本保全学会第 18 回学術講演会, 京都大学 & Online, 2022.7.14

堀池寛, 井出俊之, 蛭沢勝三, 鈴木孝寛, 高田毅士, 田中治邦, 宮野廣, 村田貴司, 森下和功, 基調講演「原発裁判から見る原子力発電の課題」, 日本保全学会第 18 回学術講演会, 京都大学 & Online, 2022.7.14

吉川榮和, 森下和功, 日本のエネルギーの未来を支える原子力発電を構想する, 日本保全学会第 18 回学術講演会, 京都大学 & Online, 2022.7.14

L. Zhu, K. Morishita, Monte-Carlo Simulation of Formation Process of copper-vacancy clusters in  $\alpha$ -Fe during Irradiation, 13th International Symposium of Advanced Energy Science, Online, 2022.9.5-6

Y. Chen, K. Morishita, Statistical evaluation of non-equilibrium defect formation in materials during irradiation, 13th International Symposium of Advanced Energy Science, Institute of Advanced Energy, Kyoto University, Uji, Kyoto, Online, 2022.9.5-6

H. Yoshikawa, K. Morishita, K. Yabuuchi, Y. Tsujikura, A. Gofuku, T. Matsuoka, M. Abe, J. Nitta, Study on advanced ICT-based maintenance technology for zero-emission energy infrastructure, 13th International Symposium of Advanced Energy Science, Institute of Advanced Energy, Kyoto University, Uji, Kyoto, Online, 2022.9.5-6

K. Okamoto, K. Okamoto, Y. Hamasaki, K. Morishita, Development of New Semiconductor Power Control Devices Aiming for Carbon Neutrality, 13th International Symposium of Advanced Energy Science, Institute of Advanced Energy, Kyoto University, Uji, Kyoto, 2022.9.5-6

Y. Watanabe, K. Morishita, Y. Chen, L. Zhu, T. Nozawa, Effects of incascade defect clustering and defect cluster migration on microstructural evolution in F82H steel under irradiation: Mean field cluster dynamics simulation, 32nd Symposium on Fusion Technology (SOFT2022), Dubrovnik, Croatia and online Hybrid, 2022.9.18-23

陳昱婷, 森下和功, 衝突カスケードにおける点欠陥クラスター及び転位ループへの生成メカニズムの解明: 大規模分子動力学シミュレーション, 京都大学エネルギー理工学研究所第 2 回学生研究発表会, Online, 2022.12.16

濱崎悠貴, 西川さくら, 岡本賢一郎, 森下和功, 岡本研正, 新型パワーデバイス「ダイスター」に関する研究, 京都大学エネルギー理工学研究所第 2 回学生研究発表会, Online, 2022.12.16

安部純弥, 藪内聖皓, 森下和功, Deep Learning による格子欠陥分類, 京都大学エネルギー理工学研究所第 2 回学生研究発表会, Online, 2022.12.16

石瑀, 森下和功, ナノスケールき裂進展の分子動力学評価, 京都大学エネルギー理工学研究所第 2 回学生研究発表会, Online, 2022.12.16

祝梁帆, 森下和功, 原子力材料の照射脆化予測高度化のためのモデリング研究, 京都大学エネルギー理工学研究所第 2 回学生研究発表会, Online, 2022.12.16

岡本賢一郎, 濱崎悠貴, 岡本研正, 森下和功, 池上和志, 宮坂力, ペロブスカイト太陽電池使用光電変換トランジスタを用いたモータ制御, 2023 年電子情報通信学会電子通信エネルギー技術研究会, Online, 2023.3.6

岡本賢一郎, 岡本研正, 森下和功, 池上和志, 宮坂力, ペロブスカイト太陽電池と LED からなる光電パワートランジスタ, 2023 年応用物理学会春季学術講演会, 上智大学 & オンライン, 2023.3.15

陳昱婷, 森下和功, 衝突カスケードにおける点欠陥クラスターの生成メカニズム: 大規模分子動力学シミュレーション, 日本原子力学会 2023 年春の年会, 東京大学, 2023.3.14

祝梁帆, 陳昱婷, 森下和功, 中性子照射下における Fe 内の非平衡欠陥生成に関する統計的評価, 日本原子力学会 2023 年春の年会, 東京大学, 2023.3.14

陳昱婷, 森下和功, 衝突カスケードにおける点欠陥クラスターの生成メカニズム: 大規模分子動力学シミュレーション, 日本原子力学会 2023 年春の年会, 東京大学, 2023.3.15

祝梁帆, 陳昱婷, 森下和功, 中性子照射下における Fe 内の非平衡欠陥生成に関する統計的評価, 日本原子力学会 2023 年春の年会, 東京大学, 2023.3.15

## Optical Nano-science Research Section

K. Matsuda, Professor

K. Shinokita, Assistant Professor

## 1. Introduction

We are engaged in fundamental and applied research of nano-materials from a viewpoint of optics and material science. Our research aims to explore new physical and chemical phenomena leading to the applications of novel nano-materials including carbon nanotubes, layered transition metal dichalcogenides, perovskites for the efficient utilization of light energy and the development of future optoelectronic devices with ultra-low energy consumption. The followings are main the research achievements in the year of 2022.

1. Valley Relaxation of the Moiré Excitons in a WSe<sub>2</sub>/MoSe<sub>2</sub> Heterobilayer

Due to their unusual physical properties and ability to function as extreme two-dimensional (2D) systems, atomically thin materials such as graphene and semiconducting transition-metal dichalcogenides (TMDs) and their van der Waals (vdW) heterostructures have gained increasing attention. The physical properties of atomically thin materials originating from a particular atomic arrangement are significantly altered by emerging moiré superlattices made up of lattice- or angular-mismatched vdW heterostructures. The moiré superlattice is gaining attention for its ability to engineer optically excited, tightly bound electron-hole pairs (excitons) and can result in exciton trapping through in-plane periodic moiré potentials in twisted semiconducting TMDs heterobilayers. The quantum confined zero-dimensional (0D) as a two-level system created by the moiré exciton trapped in the moiré potentials is encouraging for the development of quantum optics and quantum information processes.

The confinement of moiré potential of exciton alters the optical characteristics of the system. Under low-excitation power density conditions, the moiré exciton results in the appearance of sharp peaks in the low-temperature photoluminescence (PL) spectrum. Additionally, the moiré pattern (atomic registry) has a significant impact on the optical selection rule of the exciton. The intrinsic valley degrees of freedom control the optical properties of monolayer TMDs. The K and -K valleys at the edge of the Brillouin zone are inequivalent but energetically degenerate due to the strong spin-orbit interaction and lack of inversion symmetry. The optical selection rule and corresponding circular polarized light emission are both valley-dependent due to the inherent coupling of the valley

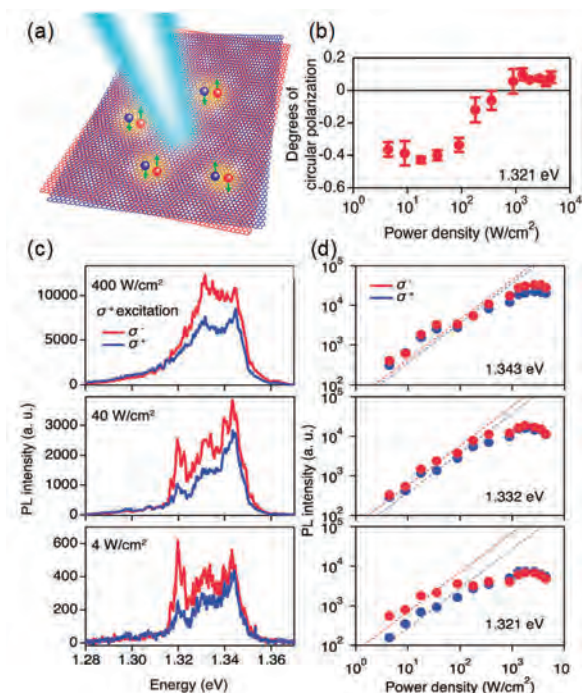


Fig. 1 (a) Schematic of moiré exciton in WSe<sub>2</sub>/MoSe<sub>2</sub> heterobilayer. (b) Degree of circular polarization as a function of excitation power density. (c) Low-temperature circularly polarized PL spectrum under  $\sigma^+$  circularly polarized excitation (1.676 eV) with different excitation power densities. The  $\sigma^+$  and  $\sigma^-$  circularly polarized components are shown as the blue and red lines, respectively. (d) Excitation power density dependence of the PL intensity monitored at 1.321, 1.332, and 1.343 eV in the polarization-resolved PL spectra.

and spin degrees of freedom.

Contrary to monolayer TMDs, the optical selection rule of moiré superlattice also influences the circularly polarized light emission due to the atomic registry's  $C_3$  symmetry and the valley degrees of freedom. The fascinating optical and electrical properties requires an understanding of the intra- and intervalley relaxation processes. The valley relaxation process in monolayer TMDs has thus been successfully explained and controlled through extensive experimental and theoretical studies. Electro-static carrier doping techniques were used to continuously control the valley relaxation process by altering the electron-hole exchange interaction. It has been discovered that momentum-dependent long-range electron-hole exchange interactions dominate the valley relaxation of neutral excitons in monolayer TMDs. On the other hand, it is still unclear how



the valley relaxation process in the moiré superlattice works, where the reduced dimensionality might also have an impact.

Here, we used circularly polarized PL and photoluminescence excitation (PLE) spectroscopy to investigate the intra- and intervalley relaxation of the moiré excitons in a twisted  $\text{WSe}_2/\text{MoSe}_2$  hetero-bilayer. Contrary to 2D monolayer TMDs, the experimentally observed circularly polarized emission is strongly dependent on the excitation power density. The excitation power density dependence of circularly polarized emission leads to the inter-valley relaxation of the moiré exciton, which are originated from Pauli blocking due to the low density of states typical of 0D systems. The intravalley relaxation of the moiré exciton states from the triplet to singlet state via  $\Gamma_5$  phonon emission is also revealed by the resonant PLE measurement. Circularly polarized quantum light emitter may be used in quantum optics and information processing as a result of our discoveries regarding the valley relaxation of moiré excitons.

## 2. Dynamics of Moiré Exciton in a Twisted $\text{MoSe}_2/\text{WSe}_2$ Heterobilayers

Studies in artificial vdW heterostructures made of two atomically thin 2D materials have received a lot of attention. A number of distinct physical phenomena, such as superconductivity, ferromagnetism near  $3/4$  filling, correlated insulator phases, and Hofstadter butterflies in graphene moiré superlattices, have new pathways thanks to the recent discovery of moiré superlattices at the interface of vdW hetero-structures with small lattice mismatches or twist angles between two monolayers. When optically generated electrons and holes in a spatially separated layer interact via Coulomb interactions, an interlayer exciton is created. This exciton is then contained within the moiré trap potential and spatially organized as a moiré exciton ensemble. The dense array of coherent quantum emitters is one application of the moiré trapped exciton that has great potential for many-body physics. However, little is known about the discrete excitonic states and dynamics of the confined exciton within the moiré potential.

The excitons can be divided into optically active bright excitons and inactive dark excitons in semiconductors. The dipole-allowed bright exciton exhibits radiative recombination during the emission process and directly couples to light via strong light-matter interaction. Optical absorption and PL spectroscopy make it possible to observe and track the dynamic behaviors of bright excitons. However, due to the weak light-matter interaction and reduced oscillator strength, optical access to the dark exciton is challenging. Dark excitons can be used in research on spin storage and long-lived qubits. The dark exciton state in monolayer 2D materials exhibits nonequilibrium dynamics as well as optical responses, and studies have shown that

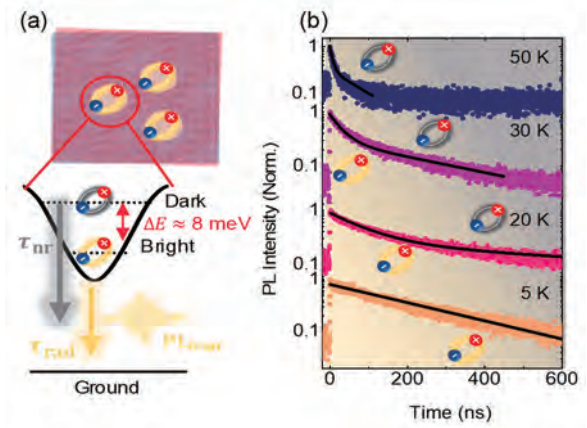


Fig. 2 (a) Schematic of moiré exciton states confined in the potential. The splitting of bright and dark moiré exciton states is about 8 meV. (b) PL decay profiles at various temperatures. The contribution of bright and dark moiré exciton states is changed from low to high temperature.

it is energetically inferior to the bright exciton state.

The energy structures and characteristics of the bright and dark moiré exciton states in the moiré potential, however, may raise important and crucial questions. Therefore, it is essential to conduct experiments to demonstrate the existence of dark exciton within moiré potential. The dynamics of bright and dark moiré excitonic states in twisted semiconducting vdW heterobilayers requires further research in order to fully understand their revolutionary significance for fundamental moiré physics and potential quantum optics applications in the novel platform of moiré excitonic systems.

Here, we used PL spectroscopy and rate-equation analysis to investigate the moiré exciton states and their dynamics in twisted  $\text{MoSe}_2/\text{WSe}_2$  heterobilayers. The experimental results demonstrate the existence of a dark moiré exciton state above the lowest emissive bright singlet exciton state, and the dynamics of bright excitons are determined by radical recombination and transition to the dark exciton state with the aid of phonons. In-depth information is provided regarding the dynamics and nature of moiré exciton states.

Our findings lay the groundwork for further investigation into quantum phenomena in moiré physics for use in quantum optics while illuminating novel aspects of quantum states of moiré excitons and fascinating moiré exciton dynamics.

## Collaboration Works

松田一成, University of Bordeaux (フランス), 単一ナノ物質における先端分光

## Financial Support

### 1. Grant-in-Aid for Scientific Research

松田一成, 基盤研究(S), 原子層人工ヘテロ構造におけるバレースピン量子光学の開拓と応用

松田一成, 学術変革領域研究(A), 2.5次元構造の分析技術開発

松田一成, 挑戦的研究(萌芽), バレースピン制御とデバイス応用: バレートロニクスに向けた課題と挑戦

松田一成, 学術変革領域研究(A), 2.5次元物質科学の総括(分担金)

篠北啓介, 基盤研究(B), モアレ超構造における協力的量子光学現象の開拓

田中絢也, 特別研究員奨励費, 室温動作超広帯域光検出器の実現に向けた量子物質赤外応答の解明

### 2. Others

篠北啓介, 創発的研究支援事業, 半導体モアレ超構造を用いた量子電磁力学の創生

## Publications

M. Shimasaki, T. Nishihara, K. Matsuda, T. Endo, Y. Takaguchi, Z. Liu, Y. Miyata, Y. Miyauchi, Directional Exciton-Energy Transport in a Lateral Heteromonolayer of  $WSe_2$ - $MoSe_2$ , ACS Nano, 16, 5, 8205-8212, 2022

H. Ago, S. Okada, Y. Miyata, K. Matsuda, M. Koshino, K. Ueno, K. Nagashio, Science of 2.5 Dimensional Materials: Paradigm Shift of Materials Science Toward Future Social Innovation, Science and Technology of Advanced Materials, 23, 1, 275-299, 2022

M. Li, J.Y. Wu, K. Sambe, Y. Yakiyama, T. Akutagawa, T. Kajitani, T. Fukushima, K. Matsuda, H. Sakurai, Dielectric Response of 1,1-difluorosumanene Caused by an In-plane Motion, Materials Chemistry Frontiers, 2022, 6, 1752-1758, 2022

N. Wada, J. Pu, Y. Takaguchi, W. Zhang, A. Liu, T. Endo, T. Irisawa, K. Matsuda, Y. Miyauchi, T. Takenobu, Y. Miyata, Efficient and Chiral Electroluminescence from

In-Plane Heterostructure of Transition Metal Dichalcogenide Monolayers, Advanced Functional Materials, 2203602, 2022

J. Pu, H. Ou, T. Yamada, N. Wada, H. Naito, H. Ogura, T. Endo, Z. Liu, T. Irisawa, K. Yanagi, Y. Nakanishi, Y. Gao, M. Maruyama, S. Okada, K. Shinokita, K. Matsuda, Y. Miyata, T. Takenobu, Continuous Color-Tunable Light-emitting Devices Based on Compositionally Graded Monolayer Transition Metal Dichalcogenide Alloys, Advanced Materials, 34, 2203250, 2022

K. Shinokita, K. Watanabe, T. Taniguchi, K. Matsuda, Valley Relaxation of the Moiré Excitons in a  $WSe_2/MoSe_2$  Heterobilayer, ACS Nano, 16, 10, 16862-16868, 2022

K. Tanaka, T. Nishihara, A. Takakura, Y. Segawa, K. Matsuda, Y. Miyauchi, Polarized Raman spectroscopy on topological semimetal  $Co_3Sn_2S_2$ , Journal of Raman Spectroscopy, 2022

M. Shimasaki, T. Nishihara, N. Wada, Z. Liu, K. Matsuda, Y. Miyata, Y. Miyauchi, Anisotropic Exciton Drift-diffusion in a Monolayer  $WS_{2x}Se_{(2-2x)}$  Alloy with a Gradually Changing Composition, Applied Physics Express, 16, 1, 012010, 2023

## Presentations

K. Matsuda, Novel optical science and its application in monolayer transition metal dichalcogenide and its heterostructure, Brookhaven National Laboratory Users Meeting, ハイブリッド開催, 2022.5.26

松田一成, 2次元層状物質および人工ヘテロ構造の光科学とその応用, 日本学術振興会第125光電変換委員会, オンライン開催, 2022.7.22

H. Kim, K. Aino, K. Shinokita, W. Zhang, K. Watanabe, T. Taniguchi, K. Matsuda, Observation of moiré exciton dynamics in twisted  $MoSe_2 - WSe_2$  heterostrobilayer, Conference on the Lasers and Electro-Optics Pacific Rim 2022, Sapporo Convention Center, 2022.7.31-8.5

D. Dong, W. Zhang, K. Watanabe, T. Taniguchi, K. Shinokita, K. Matsuda, Gate tunable moiré excitonic states in twisted  $WSe_2/MoSe_2$  heterobilayers, Conference on the Lasers and Electro-Optics Pacific Rim 2022, Sapporo Convention Center, 2022.7.31-8.5

S. Asada, K. Shinokita, K. Matsuda, Laser position and polarization angle dependence of spontaneous photocurrent in  $WSe_2/CrPS_4$  hetero-interface., The 63th Fullerenes-Nanotube-Graphene General Symposium, Tokyo

Metropolitan University, 2022.8.31-9.2

H. Wang, K. Matsuda, Ab initio simulation study on linear and nonlinear optical properties of thin layer SnS, The 63th Fullerenes-Nanotube-Graphene General Symposium, Tokyo Metropolitan University, 2022.8.31-9.2

Y. Xiang, K. Matsuda, Simulation studies of nonlinear optical properties in two-dimensional Weyl semimetal  $WTe_2$ , The 63th Fullerenes-Nanotube-Graphene General Symposium, Tokyo Metropolitan University, 2022.8.31-9.2

篠北啓介, 相野薫平, 渡邊賢司, 谷口尚, 松田一成,  $WSe_2/MoSe_2$  ヘテロ二層におけるモアレ励起子の円偏光発光励起スペクトル, 日本物理学会 2022 年秋季大会, ハイブリッド開催, 2022.9.12-15

H. Kim, K. Anio, K. Shinokita, W. Zhang, K. Watanabe, T. Taniguchi, K. Matsuda, Higher moiré excitonic states and its dynamics in twisted  $MoSe_2/WSe_2$  heterostructure, JSAP-Optica Symposium, Tohoku University, 2022.9.20-9.23

K. Matsuda, Optical science of moiré excitonic systems in artificial van der Waals heterostructures, The 12th A3 Symposium on Emerging Materials: Nanomaterials for Electronics, Energy, and Environment, Waseda University, 2022.11.7-10

K. Matsuda, Optical science and application of moiré excitonic systems in two-dimensional hetero-structures, The 13th Recent Progress in Graphene and Two-dimensional Materials Research Conference, ハイブリッド開催, 2022.11.14-17

松田一成, 2.5次元物質における光科学と物性開拓, 第16回物性科学領域横断研究会, ハイブリッド開催, 2022.11.25-26

K. Matsuda, Optical science in two-dimensional material and its heterostructure, 11th International Workshop on 2D Materials, Hotel President, Seoul, Hybrid, 2023.2.17-18

D. Murase, K. Shinokita, K. Watanabe, T. Taniguchi, K. Matsuda, Fabrication of artificially designed two-dimensional material and van der Waals heterostructure by fully dry transfer method, The 64th Fullerenes-Nanotube-Graphene General Symposium, Nagoya University, 2023.3.1-3

H. Wang, H. Kim, K. Shinokita, K. Watanabe, T. Taniguchi, K. Matsuda, Observation of a single moiré exciton in nano-fabricated twisted  $MoSe_2/WSe_2$  heterobilayers, The 64th Fullerenes-Nanotube-Graphene

General Symposium, Nagoya University, 2023.3.1-3

K. Aino, K. Shinokita, K. Matsuda, Bayesian optimization for the mechanical exfoliation of monolayer  $WSe_2$ , The 64th Fullerenes-Nanotube-Graphene General Symposium, Nagoya University, 2023.3.1-3

Y. Taniguchi, M. Hasegawa, T. Kitao, T. Uemura, K. Suzuki, H. Kaji, K. Matsuda, Optical properties of armchair graphene nanoribbon synthesized by metal-organic framework, The 64th Fullerenes-Nanotube-Graphene General Symposium, Nagoya University, 2023.3.1-3

松田一成, ナノサイエンスに立脚した光科学: 未来へ向けて, 1次元、2次元物質科学の展望と課題, 東北大学, 2023.3.10

## Clean Energy Conversion Research Section

Kenji Kitayama, Visiting Professor  
(Daicel corporation)

### 1. Introduction

As a senior research scientist, the author is responsible for "improving technical capabilities" and "problem solving" in the field of organic synthesis in our company. In particular, he has focused on "developing high-performance catalysts" and "establishing organic synthesis technology using simple materials as raw materials" to improve the technology.

For example, as an example of a high-performance catalyst, a system that can use a safe oxidizing agent in an epoxidation reaction, and as an example of organic synthesis technology using simple raw materials as raw materials, consider the organic synthesis technology using molten sulfur that is a by-product in the factories.

Since 2017, as a senior research scientist, he has expanded his expertise from organic synthesis to forest science and has achieved some results. We will also introduce its contents. At the same time as signing a comprehensive collaboration agreement with Kyoto University in October 2021, Daicel established an industry-academia collaborative research laboratory in the Uji area as a base for the fusion of research fields and industry-government-academia collaboration. We believe that these efforts will lead to the realization of a sustainable society.

### 2. Efforts of the senior research scientist

The author, as a senior research scientist, is making efforts to "improve technical capabilities" and "solve problems" in the organic synthesis field of our company. In particular, he focused on "developing high-performance catalysts", "establishing organic synthesis technology using simple materials as raw materials", and "early acquisition and practical application of new technologies" as key points for technological improvement. In this paper, we will introduce related research such as epoxy compounds, which are organic synthesis products of our company, in relation to these points. In terms of "developing high-performance catalysts," we are working to develop high-performance catalysts for the production of epoxy compounds, which are our main products. Specifically, as a safe and environmentally friendly method, we have conducted the joint research with some university to construct an electrolytic epoxidation system. This is a system in which oxidation (epoxidation) is carried out on the positive

electrode and reduction is carried out on the negative electrode. However, although it is oxidized on the positive electrode, we thought it would be difficult to oxidize the olefin to the epoxides directly on the electrode. We therefore decided to investigate the electrochemical generation of the oxidant. After studying various electrolytes, it was found that peroxides were produced when hydrogen carbonates or carbonates were used, and it was also confirmed that olefin epoxidation would proceed in the presence of a suitable catalyst<sup>1</sup>.

In "Establishing organic synthesis technology using simple materials as raw materials", we are investigating organic synthesis technology using molten sulfur produced as a by-product in factories. As an ultimate goal, we expect to be able to develop functional materials such as thiirane. Finally, we have not yet succeeded in introducing elemental sulfur into organic compounds using elemental sulfur itself as a reaction reagent. This is also the subject of joint research with a university, but first, in order to get used to working with organic sulfur compounds, we started to develop a new organic synthesis method using thiols. We have been able to publish several joint results in papers<sup>2</sup>, the most interesting of which is the catalytic addition reaction of thiols to alkynes. Using a nickel catalyst, a sulfur atom was introduced on the same carbon and the dithioacetal was synthesized in good yields with high regioselectivity.

In "Early acquisition and practical application of new technology" we are looking at the industrialization of new organic synthesis technology using microreactor or microwave processes. Many excellent research results have been published in these areas, but commercialization is not possible unless the reactor and process conditions are taken into account at the same time. We don't think it's possible to start the research on our own. That is why we are working closely with the leading scientist who can guide us in building together from the basics, while gathering information and conducting internal reviews.

As a part of our efforts to create a sustainable society, we have been working on the use of woody biomass. For example, we have tried to produce hydrogen by dehydrogenation from cellulose, a component of woody biomass<sup>3</sup>, and to introduce functional groups into saccharides by substitution of hydroxyl groups with carbon groups<sup>4</sup>.

We believe that this category includes the

electrosynthesis and photochemical reactions mentioned above, and we are looking for good topics to propose.

### 3. Summary

Based on the author's experience in synthetic organic chemistry, which is his specialty, he talked about the importance of pursuing a doctoral degree based on his experience in leading product development (development of monomers for electronic materials) and leading to commercialization. This talk will encourage undergraduate students and master's students. I also hope that it will be explained in a way that is easy to understand for them with different fields of expertise.

Finally, I would like to take this opportunity to express my gratitude to all the mentors, superiors, subordinates, seniors, and juniors who participated in the research.

### References

- [1] Y. Hitomi et al., "Electrochemical Epoxidation Catalyzed by Manganese Salen Complex and Carbonate with Boron-Doped Diamond Electrode", *Molecules* 2023, 28(4),1797.
- [2] N. Taniguchi, K. Kitayama, "Metal Catalyzed-Introduction of Sulfur-Substituents to Unsaturated Carbon-Carbon Bonds", *Jouranal of Synthetic Organic Chemistry Japan*. 2022, 80(4), 322.
- [3] G. Toyooka et al., "Hydrogen production from cellulose catalyzed by an iridium complex in ionic liquid under mild conditions", *Catalysis Science & Technology*. 2021, 11, 2273.
- [4] <https://doi.org/10.1002/adsc.202300124>  
T. Nishimura et al., "Ir - Catalyzed  $\alpha$  - Alkylation of Methyl Ketones with Primary Carbohydrate Alcohols" , *Advanced Synthesis & Catalysis* - Wiley Online Library

## Clean Energy Conversion Research Section

Shigeru Kashiwagi, Visiting Associate Professor  
(Tohoku University)

### 1. Introduction

Terahertz (THz) radiation sources have attracted considerable interests because of their potential applications in fields such as material science, medical imaging, and high-speed communication. The coherent THz radiation having polarization control ability can be used for various types of scientific investigation and applications. Vibrational circular dichroism (VCD) measurements in the THz region are extremely sensitive to conformational changes in proteins. THz source capable of switching left and right circular polarizations with high speed is very useful for biological analysis and is in great demand. As described above, THz waves is traditionally used as probes for characterization, or spectroscopic means for "observation". Furthermore, high-field THz waves from the short electron bunches allow "control" of the molecular arrangement.

We are developing an accelerator-based THz radiation sources using the test accelerator (t-ACTS) [1] at Tohoku University and the THz-CUR of KU-FEL facility [2] at Kyoto University. In particular, the research is being conducted on the generation mechanism and polarization/amplitude control of a coherent undulator radiation (CUR) from extremely short electron beams.

### 2. THz coherent undulator radiation

The relativistic and short electron bunches passing through an undulator is capable of generating high intensity, coherent, and narrowband radiation in THz wavelength region. The radiation spectrum from the electron bunch can be written as

$$\left. \frac{d^2 I}{d\omega d\Omega} \right|_N = \{N + N(N-1)|F_{3D}(\mathbf{k})|^2\} \cdot \left. \frac{d^2 I}{d\omega d\Omega} \right|_1 \quad (1)$$

where  $N$  is the number of electrons in the bunch,  $I$  radiation intensity,  $\omega$  radiation frequency,  $\Omega$  solid angle of the radiation. The three-dimensional form factor is defined by

$$F_{3D}(\mathbf{k}) = \int S_{3D}(\mathbf{r}) e^{-i\mathbf{k}\cdot\mathbf{r}} d\mathbf{r}. \quad (2)$$

$\mathbf{k}$  and  $S_{3D}(\mathbf{r})$  are the wave vector towards the observation point and the three-dimensional charge distribution of the electron bunch, respectively. If the form factor is sufficiently large, the radiation intensity from the electron bunch is proportional to the square of the electron number  $N$ .

As a relativistic electron beam propagates through

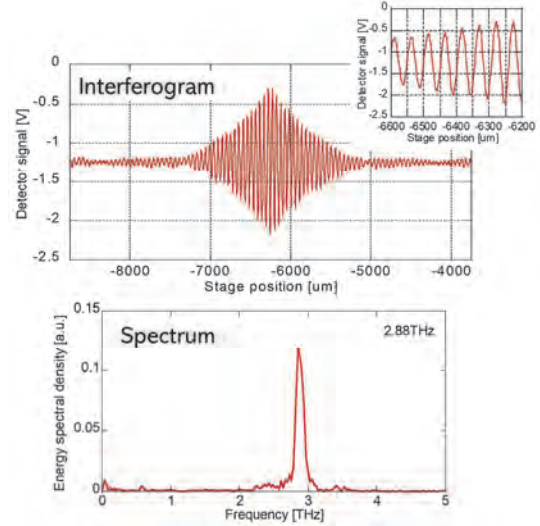


Fig.1: (Up) Measured interferogram of CUR; (Down) derived frequency spectrum from interferogram with  $K=3.6$  [3].

an undulator, under the condition that the pulse length of the electron beam is sufficiently shorter than the resonance wavelength of the undulator radiation, the radiation will have temporal coherence. The temporal profile of the electric field of the undulator radiation shows an almost sinusoidal wave with a cycle of the number of undulator periods. The frequency spectrum of the CUR were measured by the Michelson interferometer with pyro-electric detector at t-ACTS. In this experiment, electron beam energy was 30 MeV and the pulse length of electron beam was approximately 80 fs. A 2.5 m long undulator with 25 periods and a peak magnetic field of 0.41 T was utilized to generate the CUR [3].

### 3. Variable polarized coherent THz source

We have demonstrated to produce arbitrary polarization states from the linearly polarized CUR with a frequency of 1.9 THz at the t-ACTS at Tohoku University. Figure 2 shows a variable polarization manipulator (VPM) using a Martin-Puplett interferometer [4,5]. The VPM consists of a beam-splitter wire-grid and two rooftop mirrors, with one rooftop mirror mounted on a movable stage. The CUR from a planar undulator is linearly polarized. An incident beam of the CUR is split into two orthogonal linear polarizations by the beam-splitter wire-grid, and the reflected and transmitted beams travel to the rooftop mirrors. The two beams rotated by  $90^\circ$  using the rooftop mirrors are polarized and superimposed at

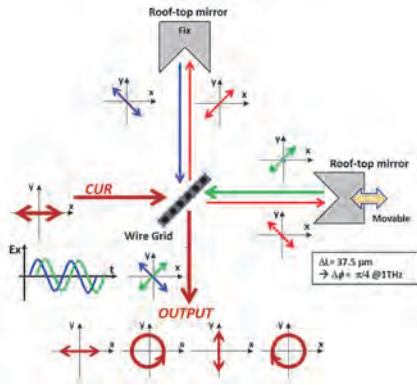


Fig.2: Variable polarization manipulator (VPM) using a Martin–Puplett interferometer.

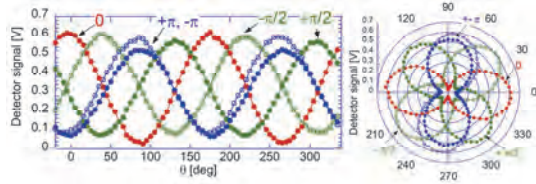


Fig.3: Measured intensity of the CUR as a function of rotating angle of the polarizer wire-grid. The phase difference ( $\delta$ ) between two orthogonal linear polarizations are 0,  $\pm\pi$ ,  $\pm\pi/2$ , respectively.

the splitter wire-grid. The relative phase ( $\delta$ ) between the two orthogonal linearly polarized beams is adjusted using the movable stage. By using the VPM, it is possible to produce various polarization states by simply adjusting the relative phase. All polarization states of linearly polarized, elliptically polarized, and left and right circularly polarized states can be realized by moving the interferometer stage. In other words, the left and right circular polarization can be switched by simply shifting the movable stage by half a wavelength of the CUR. The VPM can realize high-speed switching the left and right circular polarization at several-hundred-Hz using a piezoelectric actuator stage. In addition, the VPM has the advantage of high transmission efficiency in the interferometer. The results of the polarization measurement using the wire-grid polarizer and quarter-waveplate clearly showed that variable polarized states were created from the CUR (Fig.3). Stokes parameters were measured using a polarizer to derive the degree of polarization.

### 5. CUR stacking using optical cavity

To generate intense terahertz pulses, we are conducting research on the superposition of CUR pulses using an optical resonator as shown in Fig.4. The THz CUR pulse stacked in an optical cavity are extracted using plasma mirror. Test experiments were carried out using the THz-CUR source at Kyoto University (Fig.5). It was confirmed that the transmittance was almost 100% when the Si-plate was placed at Brewster's angle to the CUR pulse. Using an Si-plate and a nanosecond time duration of Nd:YAG

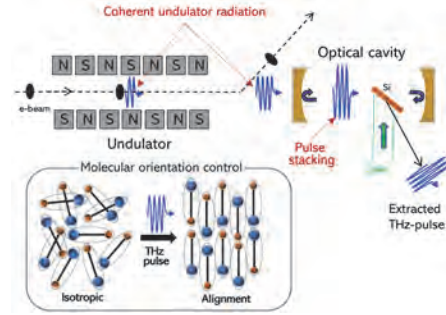


Fig.4: Generation of a high field THz CUR pulse using optical resonator and plasma mirror.

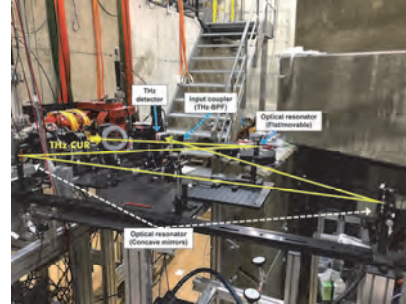


Fig.5: Optical resonator at THz-CUR source.

laser, we were able to reflect THz CUR pulses by a plasma mirror. In the experiment, the electric field superposition in the optical resonator was confirmed by changing the resonator length and measuring the interference pattern, however it was not sufficient enhancement. As next step, it will be necessary to improve the injection optics of the CUR into the optical resonator.

### 5. Summary

High-intensity THz sources based on CUR are being developed at Tohoku University and Kyoto University. We were able to establish a variable polarization THz source using VPM. For further THz pulse enhancement, we continue basic research on pulse stacking of CURs using optical resonators and plasma mirrors. This research is supported by the Joint Usage/Research Program on Zero-Emission Energy Research, IAE, Kyoto University (ZE30C-08, ZE31C-12, ZE2020A-30, ZE2021A-33, ZE2022A-19).

### References

- [1] S. Kashiwagi et al., Energy Procedia **89**, (2016) 346–352.
- [2] S. Suphakul et al., Int. J. Magn. Electromagn., **3**, IJME-3-008 (2017).
- [3] S. Kashiwagi et al., Infrared Phys. Technol., **93** (2018) 335–339.
- [4] S. Kashiwagi et al., Infrared Phys. & Technol. **106** (2020) 103274.
- [5] A. Catalano et al., New Astronomy **10**, 2 (2004) 79–89.
- [6] A.J. Alcock and P.B. Corkum, Canadian Journal of Physics **57**, 1280 – 1290 (1979).

## Chemical Reaction Complex Processes Research Section

T. Nohira, Professor (concurrent)  
 K. Kawaguchi, Program-Specific Associate Professor  
 T. Yamamoto, Assistant Professor  
 Y. Norikawa, Assistant Professor

### 1. Introduction

In this research section, we study electrochemistry and materials science. We also apply them to the development of new recycling processes, new metal plating processes, and new rechargeable batteries.

In this fiscal year, we have researched a new recycling process for rare earth elements from magnet scraps using molten salt electrolysis and alloy diaphragm. We have also studied a silicon film plating process using molten salts, and dual carbon batteries using ionic liquids.

### 2. Development of New Recycling Process for Rare Earth Elements from Magnet Scraps Using Molten Salt Electrochemical Process and Alloy Diaphragm

Dy-doped Nd–Fe–B magnets are utilized in many important applications such as high-performance motors for electric vehicles. However, heavy rare earth (RE) elements such as Dy are difficult to supply stably. Thus, it is necessary to develop an efficient recycling process for RE elements. We have proposed a new recycling process for RE elements from magnet scraps using a molten salt electrochemical process and an alloy diaphragm [1]. Our previous studies have mainly used solid alloys as diaphragms, whereas in recent years we have focused on liquid alloys, which are expected to diffuse RE much faster than solids [2]. In this fiscal year, we investigated the electrochemical RE (RE = Nd and Dy)–alloying behaviors of Fe in molten  $\text{LiF–CaF}_2\text{–NdF}_3\text{–DyF}_3$  systems at 1123 K.

To confirm the formation of liquid alloys, we performed potentiostatic electrolysis of the Fe plate electrode at 0.10 V vs.  $\text{Li}^+/\text{Li}$  for 1 hour. After electrolysis, the cross-section of the sample had a metallic luster and swelled into a drop-like shape, confirming the formation of liquid alloys. Fig. 1a shows the cross-sectional SEM image of the sample after potentiostatic electrolysis at 0.10 V for 5 minutes. A Nd-rich composition is confirmed. Fig. 1b shows the cross-sectional SEM image of the sample after potentiostatic electrolysis at 0.10 V for 5 minutes (1st-step), followed by changing the potential to +0.215 V for 30 minutes (2nd-step). The composition of the alloy is Dy-rich. From these results, we expect that controlling the RE dissolution potential from the liquid alloy diaphragm will enable its application as a selective permeation diaphragm for Nd.




Fig. 1. Cross-sectional SEM images of the samples after potentiostatic electrolysis in molten  $\text{LiF–CaF}_2\text{–NdF}_3$  (0.5 mol%)– $\text{DyF}_3$  (0.5 mol%) at 1123 K.

### 3. Development of Si film Plating Process Using Molten Salt Electrolyte: Fabrication of p-n Junction Si

To manufacture solar cells with fewer steps, plating n- and p-type Si directly on the substrate is a promising method. We have already proposed a new electrodeposition process of Si utilizing molten  $\text{KF–KCl}$  as an electrolyte and  $\text{SiCl}_4$  as a Si ion source [3]. So far, we have reported the electrodeposition of dense and smooth Si films in  $\text{KF–KCl}$  at 923–1073 K [4,5]. Further, we have reported n-type Si electrodeposition in  $\text{KF–KCl–K}_2\text{SiF}_6$  [6]. In this fiscal year, we investigated the fabrication of p–n junction Si films by two-step electrodeposition. Furthermore, we measured the solar cells characteristics of the obtained p–n junction Si film.

We electrodeposited a p-type Si film as the first layer on a graphite substrate in  $\text{KF–KCl–K}_2\text{SiF}_6$  with 5 ppm of  $\text{KBF}_4$  at 1023 K. Subsequently, an n-type Si film was electrodeposited as the second layer in  $\text{KF–KCl–K}_2\text{SiF}_6$  at 1023 K. Fig. 2 shows the cross-sectional SEM image of electrodeposited p–n junction Si film. A dense Si film with a thickness of around 40  $\mu\text{m}$  was obtained. There was no clear boundary between p-type and n-type Si, indicating good interface formation. Fig. 3 shows the current–voltage characteristic of the electrodeposited p–n junction Si film under light illumination. A high short circuit current density ( $J_{sc}$ ) of 21.1  $\text{mA cm}^{-2}$  flowed. On the other hand,  $V_{oc}$  was much smaller than the desired



value, which might be caused by impurities in Si films. Therefore, further improvement of the electrodeposition method is needed.




Fig. 2. Cross-sectional SEM image of the electrodeposited p-n junction Si film in KF-KCl molten salt at 1023 K.

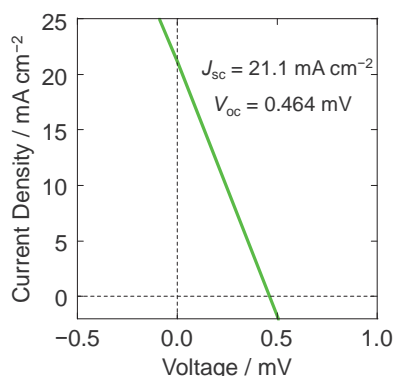


Fig. 3. A current-voltage characteristic of the electrodeposited p-n junction Si film under light illumination.

#### 4. Development of Dual-Carbon Batteries Using Ionic Liquid Electrolytes

The establishment of carbon neutral society is one of our urgent matters, and large-scaled energy storage devices are required toward the wide spread use of renewable energy. Although current lithium-ion batteries (LIBs) are the candidates owing to their high energy densities, the usage of scarce lithium and cobalt resources and flammable organic solvents are potential barriers to further distribution as large-scaled batteries. Thus, our group has focused on novel rechargeable batteries utilizing abundant sodium and potassium resources as charge carriers and ionic liquids (ILs) as safe electrolytes [7].

We explored the feasibility of dual-carbon batteries, which is composed of carbon-based materials as both positive and negative electrodes [8]. In general, cations and anions are involved with electrode reactions at negative and positive electrodes, respectively. In the case of conventional organic solvent-based electrolytes, several issues remain unsolved such as aluminum corrosion and solvent co-intercalation. In contrast, ILs are composed of only ions, which suppress the depletion of charge carriers and side reactions at the electrode/electrolyte interface.

In this fiscal year, we investigated the anion intercalation/deintercalation behavior of graphite positive electrodes in amide-based ILs containing FSA<sup>-</sup> or FTA<sup>-</sup> anion (FSA = bis(fluorosulfonyl)amide, FTA = (fluorosulfonyl)(trifluoromethylsulfonyl)amide). As the results of charge-discharge tests of M/graphite (M = Li, Na, K) half-cells using various ILs, K[FTA]-[C<sub>4</sub>C<sub>1</sub>pyrr][FTA] was found to be a promising electrolyte. Fig. 4 shows charge-discharge curves of graphite positive electrodes in K[FTA]-[C<sub>4</sub>C<sub>1</sub>pyrr][FTA] IL electrolyte at 298 K. Initial charge and discharge capacities are 115 and 87.6 mAh g<sup>-1</sup>, respectively, with a coulombic efficiency of 76%. Multistep voltage plateaus are observed, suggesting FTA<sup>-</sup> intercalation between graphene layers to form graphite intercalation compounds (GICs). According to X-ray diffraction analysis, stage 1 FTA-GIC was detected at the full-charged state. After the 2nd cycle, the discharge capacities of ca. 90 mAh g<sup>-1</sup> are maintained up to 50th cycle.

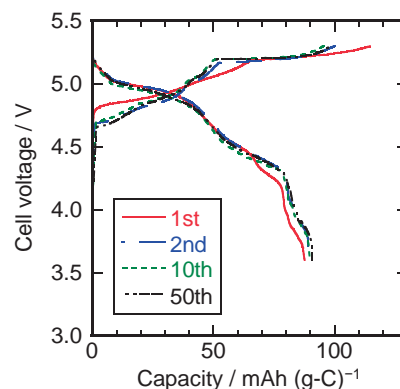


Fig. 4. Charge-discharge curves of K/graphite half-cells in K[FTA]-[C<sub>4</sub>C<sub>1</sub>pyrr][FTA] IL electrolyte at 20 mA g<sup>-1</sup> at 298 K.

#### Acknowledgement

These researches were partly supported by grants to T. N. from NEDO and to T. Y. from JSPS KAKENHI (21K14718).

#### References

- [1] T. Oishi, H. Konishi, T. Nohira, M. Tanaka, and T. Usui, *Kagaku Kogaku Ronbunshu*, **36**, 299 (2010).
- [2] K. Kawaguchi and T. Nohira, *J. Electrochem. Soc.*, **168**, 082503 (2021).
- [3] K. Maeda, K. Yasuda, T. Nohira, R. Hagiwara and T. Homma, *J. Electrochem. Soc.*, **162**, D444 (2015).
- [4] K. Yasuda, K. Maeda, T. Nohira, R. Hagiwara and T. Homma, *J. Electrochem. Soc.*, **163**, D95 (2016).
- [5] K. Yasuda, K. Saeki, T. Kato, R. Hagiwara and T. Nohira, *J. Electrochem. Soc.*, **165**, D825 (2018).
- [6] K. Yasuda, T. Kato, Y. Norikawa, T. Nohira, *J. Electrochem. Soc.*, **168**, 112502 (2021).
- [7] T. Yamamoto, *Electrochemistry*, **90**, 101005 (2022).
- [8] T. Nikaido, A. Yadav, T. Yamamoto, T. Nohira, *J. Electrochem. Soc.*, **170**, 020526 (2023).

## Financial Support

### 1. Grant-in-Aid for Scientific Research

山本貴之, 若手研究, 反応電位に立脚したデュアルカーボン電池の構築

法川勇太郎, 若手研究, 高温熔融塩中でのチタン電析とチタン錯イオンの配位状態との関係解明

川口健次, 基盤研究(C), 熔融塩電解プロセスにおける環境負荷低減を目指した新規電極材料に関する研究

### 2. Others

山本貴之, (公財)高橋産業経済研究財団, 汎用元素を用いた高安全性を有する大容量二次電池の開発

法川勇太郎, 住友電気工業(株), 熔融塩チタン電気めっき技術の実用化を目指した雰囲気および電解条件の最適化

法川勇太郎, 官民による若手研究者発掘支援事業費助成金(共同研究P), 熔融塩チタン電気めっき技術実用化を目指した雰囲気および電解条件の最適化

法川勇太郎, (公財)京都技術科学センター, フッ化物-塩化物熔融塩中における $\beta$ タングステン電析及び電析メカニズムの解明

## Publications

T. Yamamoto, A. Yadav, T. Nohira, Charge–Discharge Behavior of Graphite Negative Electrodes in FSA-Based Ionic Liquid Electrolytes: Comparative Study of Li-, Na-, K-Ion Systems, *Journal of the Electrochemical Society*, 169, 5, 050507, 2022

T. Kodaki, T. Kishiro, Y. Sugie, T. Nohira, Isolation of ionic liquid-tolerant *Saccharomyces cerevisiae* using adaptive laboratory evolution, and bioethanol production from cellulose in the presence of ionic liquids, *Journal of the Japan Institute of Energy*, 101, 4, 83-87, 2022

Y. Ma, K. Yasuda, T. Yamamoto, X. Yang, T. Nohira, Electrodeposition of Si from Silicate Ions at Graphite and Liquid Zn Electrodes in Molten  $\text{CaCl}_2$ , *Journal of the Electrochemical Society*, 169, 5, 052506, 2022

H. Hua, K. Yasuda, T. Nohira, Highly Efficient and Precise Electrolysis Separation of Dysprosium from Neodymium for Magnet Scrap Recycling in Molten Salt, *ACS Sustainable Chemistry & Engineering*, 10, 28, 9225-9231, 2022

Y. Ma, K. Yasuda, T. Nohira, Electrochemical Reduction of Silicate Ions at Liquid Zn Electrode in Molten  $\text{NaCl-CaCl}_2$ , *Metallurgical and Materials Transactions B-Process Metallurgy and Materials Processing Science*, 53, 3602-3612, 2022

Y. Norikawa, M. Unoki, K. Yasuda, T. Nohira, Effects of Temperature, Ti(III) Ion Concentration, and Current Density on Electrodeposition of Ti Films in  $\text{LiF-LiCl}$  Melt, *Journal of the Electrochemical Society*, 169, 9, 092523, 2022

T. Nishida, Y. Fukunaka, T. Homma, T. Nohira, Galvanostatic Li Electrodeposition in  $\text{LiTFSI-PC}$  Electrolyte: Part II. Coupling Phenomena in Growth Process, *Journal of the Electrochemical Society*, 169, 9, 090529, 2022

T. Nishida, Y. Fukunaka, T. Homma, T. Nohira, Galvanostatic Li Electrodeposition in  $\text{LiTFSI-PC}$  Electrolyte: Part I. Effects of Current Density in Initial Stage, *Journal of the Electrochemical Society*, 169, 10, 100548, 2022

Y. Norikawa, A. Kondo, K. Yasuda, T. Nohira, Electrodeposition of crystalline Si in molten alkali metal fluoride–chloride mixtures: Comparative study of Li, Na, K, and Cs systems, *Electrochimica Acta*, 434, 141255, 2022

Y. Norikawa, X. Meng, K. Yasuda, T. Nohira, Effect of Temperature on Crystal Structure of W Films Electrodeposited from Molten  $\text{CsF-CsCl-WO}_3$ , *Journal of the Electrochemical Society*, 169, 10, 102506, 2022

T.P. Moffat, S.Y. Shirley, T. Jacob, T. Nohira, Y. Fukunaka, Commentary—JES Focus Issue on Nucleation Growth: Measurements, Processes, and Materials, *Journal of the Electrochemical Society*, 169, 11, 110001, 2022

A. Yadav, H. Kobayashi, T. Yamamoto, T. Nohira, Electrochemical Rubidium Storage Behavior of Graphite in Ionic Liquid Electrolyte, *Electrochemistry*, 91, 1, 017002, 2023

T. Nikaido, A. Yadav, T. Yamamoto, T. Nohira, Comparative Study on Charge–Discharge Behavior of Graphite Positive Electrode in FSA- and FTA-Based Ionic Liquid Electrolytes with Different Alkali Metal Cations, *Journal of the Electrochemical Society*, 170, 2, 020526, 2023

Y. Norikawa, M. Iizuka, T. Nohira, Electrolytic Separation of Iodine from  $\text{LiCl-KCl-LiBr-LiI}$  Melt and Recovery of Iodine Gas with Copper, *ECS Transactions*, 109, 14, 165-173, 2022

H. Konishi, T. Takao, T. Oishi, T. Nohira, Y. Koizumi,

Electrochemical Formation of Dy-Ni Alloys in a Molten Cesium Chloride System, ECS Transactions, 109, 14, 3-9, 2022

W. Moteki, Y. Norikawa, T. Nohira, Electrodeposition of Crystalline Si Using a Liquid Zn Electrode in Molten KF-KCl-K<sub>2</sub>SiF<sub>6</sub>, ECS Transactions, 109, 14, 225-234, 2022

K. Yasuda, T. Nohira, Electrochemical production of silicon, High Temperature Materials and Processes, 41, 1, 247-278, 2022

T. Yamamoto, Next-generation Rechargeable Batteries Utilizing Ionic Liquids and Various Charge Carriers, Electrochemistry, 90, 10, 101005, 2022

K. Matsumoto, K. Miyazaki, J. Hwang, T. Yamamoto, A. Sakuda, Electrode Potentials Part 1: Fundamentals and Aqueous Systems, Electrochemistry, 90, 10, 102001, 2022

J. Hwang, T. Yamamoto, A. Sakuda, K. Matsumoto, K. Miyazaki, Electrode Potentials Part 2: Nonaqueous and Solid-State Systems, Electrochemistry, 90, 10, 102002, 2022

## Presentations

Y. Norikawa, X. Meng, K. Yasuda, T. Nohira, Effect of Temperature on the Crystal Structure and Surface Morphology of W Films Electrodeposited from CsF-CsCl Eutectic Melt, 241st ECS Meeting, Vancouver Convention Center / Online, 2022.5. 29-6.2

Y. Norikawa, K. Yasuda, T. Nohira, Effect of Temperature on Grain Growth during Ti Electrodeposition in LiF-LiCl Eutectic Melt, 241st ECS Meeting, Vancouver Convention Center / Online, 2022.5. 29-6.2

石尾吉史, 眞鍋光毅, 山本貴之, 野平俊之, その場ラマン分光を用いたナトリウム二次電池の性能向上要因の解析, 第 92 回マテリアルズ・テラリング研究会, 財団法人 加藤山崎教育基金 軽井沢研修所, 2022.8.5-7

茂木渉, 法川勇太郎, 野平俊之, 熔融 KF-KCl-K<sub>2</sub>SiF<sub>6</sub> 中における液体 Zn 電極を用いた結晶性 Si 電析に与える電気量の影響, 第 92 回マテリアルズ・テラリング研究会, 財団法人 加藤山崎教育基金 軽井沢研修所, 2022.8.5-7

王昊琛, 孟憲鐸, 法川勇太郎, 野平俊之, Electrodeposition of Smooth Tungsten Films in Molten CsF-CsCl-WO<sub>3</sub>, 第 92 回マテリアルズ・テラリング研究会, 財団法人 加藤山崎教育基金 軽井沢研

修所, 2022.8.5-7

山本貴之, イオン液体中の電極電位から考える二次電池の開発, イオン液体先端課題研究会 - イオン液体学の構築を目指して -Vol. 1. 電気化学応用への挑戦と課題, Online, 2022.8.29

Y. Itoda, H. Usui, Y. Domi, T. Yamamoto, T. Nohira, K. Matsumoto, R. Hagiwara, H. Sakaguchi, The Effects of Solid Solution Strengthening of Bi-Sb Alloy on Anode Properties of Sodium Ion Batteries, The 13th International Symposium of Advanced Energy Science, Online, 2022.9.5-7

N. Wada, Y. Domi, H. Usui, T. Yamamoto, T. Nohira, H. Sakaguchi, Anode Properties of LaSb/Sb Composite Electrodes for Potassium-Ion Battery, The 13th International Symposium of Advanced Energy Science, Online, 2022.9.5-7

Y. Itoda, H. Usui, Y. Domi, T. Yamamoto, T. Nohira, K. Matsumoto, R. Hagiwara, H. Sakaguchi, Development of Anode/Electrolyte Interface for Advanced Na-Ion Battery, The 13th International Symposium of Advanced Energy Science, Online, 2022.9.5-7

N. Wada, Y. Domi, H. Usui, T. Yamamoto, T. Nohira, H. Sakaguchi, Study on Development of Compound-Based Anode for K-Ion Battery and on Compatibility with Ionic Liquid Electrolyte, The 13th International Symposium of Advanced Energy Science, Online, 2022.9.5-7

K. Jiao, T. Yamamoto, T. Nohira, KFeO<sub>2</sub> positive electrode for K-ion battery using an FSA-based ionic liquid electrolyte, The 13th International Symposium of Advanced Energy Science, Online, 2022.9.5-7

A. Yadav, H. Kobayashi, T. Nikaido, T. Yamamoto, T. Nohira, Potassium-based Dual-Carbon Battery Using FTA-based Ionic Liquid Electrolytes, The 13th International Symposium of Advanced Energy Science, Online, 2022.9.5-7

W. Moteki, Y. Norikawa, T. Nohira, Electrodeposition of Crystalline Si at a Liquid Zn Electrode in KF-KCl Molten Salt: Effect of the Charge Passed, The 13th International Symposium of Advanced Energy Science, Online, 2022.9.5-7

Y. Katasho, Y. Norikawa, T. Oishi, T. Nohira, Spectroscopic measurement of boron species in molten salt, The 13th International Symposium of Advanced Energy Science, Online, 2022.9.5-7

堀場由梨奈, 法川勇太郎, 野平俊之, 熔融 LiCl-KCl-K<sub>2</sub>CO<sub>3</sub>-KOH 系におけるダイヤモンド電解合

成に向けた炭素電析の最適化, 第 54 回熔融塩化学討論会, ハイブリッド開催, 2022.9.29-30

王昊琛, 孟憲鐸, 法川勇太郎, 野平俊之, 熔融 CsF-CsCl-WO<sub>3</sub> 中で得られる電析W膜の結晶構造に与える酸素の影響, 第 54 回熔融塩化学討論会, ハイブリッド開催, 2022.9.29-30

茂木渉, 法川勇太郎, 野平俊之, 熔融 KF-KCl-K<sub>2</sub>SiF<sub>6</sub> 中における液体 Zn 電極を用いた, 第 54 回熔融塩化学討論会, ハイブリッド開催, 2022.9.29-30

山本貴之, イオン液体を電解液に用いた種々の二次電池開発, 2022 年度第 2 回関西電気化学研究会, Online, 2022.10.4

W. Moteki, Y. Norikawa, T. Nohira, Electrodeposition of Crystalline Si Using a Liquid Zn Electrode in Molten KF-KCl-K<sub>2</sub>SiF<sub>6</sub>, The 242nd ECS Meeting, Hilton Atlanta, 2022.10.9-13

Y. Norikawa, M. Iizuka, T. Nohira, Electrolytic Separation of Iodine from LiCl-KCl-LiBr-LiI Melt and Recovery of Iodine Gas with Copper, The 242nd ECS Meeting, Hilton Atlanta, 2022.10.9-13

小林大展, Alisha Yadav, 山本貴之, 野平俊之, イオン液体中におけるアルカリ金属-グラファイト層間化合物の電気化学的生成挙動, 第 63 回電池討論会, 福岡国際会議場/Online, 2022.11.8-10

二階堂貴文, 山本貴之, 野平俊之, 異なるイオン液体中におけるグラファイトへのアミドアニオン挿入脱離挙動の比較検討, 第 63 回電池討論会, 福岡国際会議場/Online, 2022.11.8-10

石尾吉史, 山本貴之, 野平俊之, イオン液体を用いた Na 二次電池の正極/電解液界面のその場ラマン分光分析, 第 63 回電池討論会, 福岡国際会議場/Online, 2022.11.8-10

後藤啓太, 川口健次, 野平俊之, 熔融 KOH-H<sub>2</sub>O 系を用いた新規高温アルカリ水電解, 第 46 回電解技術討論会, コンパルホール (大分) /Online, 2022.11.17-18

山本貴之, イオンのみからなる電解質を用いた二次電池の開発, 第 4 回先端ウェットプロセス技術研究会, 関東学院大学八景キャンパス/Online, 2022.12.2

和田直也, 道見康弘, 薄井洋行, 山本貴之, 野平俊之, 坂口裕樹, LaSb と Sb からなるコンポジット電極のカリウムイオン電池負極特性, 鳥取大学工学部附属 GSC 研究センター創立 10 周年記念シンポジウム, 鳥取大学/Online, 2022.12.5

二階堂貴文, 山本貴之, 野平俊之, 異なるアミド系イオン液体中におけるグラファイト正極挙動の比較検討, 2022 年度第 3 回関西電気化学研究会, Online, 2022.12.10

堀場由梨奈, 法川勇太郎, 野平俊之, 熔融 LiCl-KCl 中における CO<sub>2</sub> と H<sub>2</sub>O を原料としたダイヤモンド電解合成, 2022 年度第 3 回関西電気化学研究会, Online, 2022.12.10

川口健次, 野平俊之, 熔融 LiF-CaF<sub>2</sub>-NdF<sub>3</sub>-DyF<sub>3</sub> 中における Nd-Dy-Fe 合金の電気化学的生成, 電気化学会第 90 回大会, 東北工業大学/Online, 2023.3.27-29

山本貴之, 二階堂貴文, 小林大展, ヤダヴ アリシヤ, 野平俊之, アミド系イオン液体電解質を用いたデュアルカーボン電池の開発, 電気化学会第 90 回大会, 東北工業大学/Online, 2023.3.27-29

焦楷, 山本貴之, 木内久雄, 趙昊懂, 野平俊之, Charge-discharge behavior of KFeO<sub>2</sub> positive electrode for K-ion battery using an FSA-based ionic liquid electrolyte, 電気化学会第 90 回大会, 東北工業大学/Online, 2023.3.27-29

茂木渉, 法川勇太郎, 野平俊之, 熔融 KF-KCl-K<sub>2</sub>SiF<sub>6</sub> 中における液体 Zn 電極を用いた結晶性 Si 電析: Si 基板上に電析で準備した Zn 膜電極を用いた検討, 電気化学会第 90 回大会, 東北工業大学/Online, 2023.3.27-29

石尾吉史, 山本貴之, 野平俊之, 高 Na<sup>+</sup>濃度イオン液体を用いた Na 二次電池における性能向上要因の検討, 電気化学会第 90 回大会, 東北工業大学/Online, 2023.3.27-29

後藤啓太, 川口健次, 野平俊之, 熔融 KOH-H<sub>2</sub>O 系における Ni 電極上での高温アルカリ水電解反応の速度論的解析, 電気化学会第 90 回大会, 東北工業大学/Online, 2023.3.27-29

王昊琛, 法川勇太郎, 野平俊之, 熔融 CsF-CsCl-WO<sub>3</sub>-Li<sub>2</sub>O 中におけるタングステン電析, 電気化学会第 90 回大会, 東北工業大学/Online, 2023.3.27-29

侯正陽, 茂木渉, 法川勇太郎, 野平俊之, 熔融 KF-KCl-K<sub>2</sub>SiF<sub>6</sub> 中での Si 電析による p-n 接合 Si 膜の作製, 電気化学会第 90 回大会, 東北工業大学/Online, 2023.3.27-29

道見康弘, 薄井洋行, 栗谷和希, 西川慶, 山本貴之, 野平俊之, 坂口裕樹, カリウムイオン電池用アンチモン合金負極の創製, 電気化学会第 90 回大会, 東北工業大学/Online, 2023.3.27-29

名合虎之介, 法川勇太郎, 松島永佳, 野平俊之, 上

田幹人, 熔融LiCl-KCl-LiD-LiH系での電解を用いた重水素同位体分離, 電気化学会第90回大会, 東北工業大学/Online, 2023.3.27-29

## Molecular Nanotechnology Research Section

H. Sakaguchi, Professor  
T. Kojima, Assistant Professor  
S. Nobusue, Assistant Professor

### 1. Introduction

Nanotechnology is essential for highly efficient energy use. Our group studies the basics of assembling small molecules into the advanced materials and devices in energy sector with high efficiency. We have already developed several unique techniques which are totally new molecular assembling methodology such as 'electro-chemical Epitaxial Polymerization' and 'Two-Zone Chemical Vapor Deposition (2Z-CVD)' which enable to produce molecular wires on metal surface from small molecules. By using these techniques, organic electronic devices such as field-effect transistors and organic solar cells will be developed.

Main research achievements in Molecular Nanotechnology Research Section in 2022 are described below.

### 2. Bottom-Up On-Surface Synthesis of Edge-functionalized Graphene Nanoribbon

Graphene nanoribbons (GNRs) have shown great potential for electronics, optoelectronics, and photonics. These properties strongly depend on width and edge structure of them. Therefore, precisely controlled width and edge structure is required for desired properties. Bottom-up synthesis of GNRs is one of the suitable methods to satisfy these requirements because of the definition of their edge structures and widths by the shape of precursors. Atomically precise synthesis of armchair-edged GNRs has already been achieved under ultra-high vacuum (UHV) condition. However, given GNRs in this method were low yield and density was still low. Therefore, it was difficult to develop organic electronic devices with them. To develop devices, high-yield fabrication of assembled GNR films, isolation, and device fabrication are required.

We have developed 2Z-CVD to produce densely packed, parallelly aligned self-assembled GNRs on Au(111) under low vacuum condition of 1 Torr from halogenated polycyclic aromatic hydrocarbon (PAH) precursors. This technique successfully produced a series of armchair-edged GNRs in high yield. The attractive features of this method originate from an independent temperature control of the radical-

generation process (zone 1) and the growth process (zone 2), which afforded GNRs in high yield without using UHV conditions. The precursor was sublimated to the Au(111) substrate in zone 2 by passing through zone 1 in a quartz tube. The mechanism is supposed to involve radical generation in zone 1, polymerization of the radicals on the Au(111) substrate in zone 2, and subsequent dehydrogenation to form GNRs.<sup>1</sup> Additionally, we demonstrate a new concept of 'conformation-controlled surface catalysis'; the 2Z-CVD of the 'Z-bar-linkage' precursor, which represents two terphenyl units are linked like a 'Z', exhibiting flexible geometry that allows it to adopt chiral conformations with height-asymmetry on an Au(111) surface, results in the efficient formation of acene-type GNRs with a width of 1.45 nm through optimized cascade reactions. These cascade reactions on the surface include the production of self-assembled homochiral polymers in a chain with a planar conformation, followed by efficient stepwise dehydrogenation via a conformation-controlled mechanism. Our proposed concept analogous to the biological catalyst, enzyme, is useful for the fabrication of new nanocarbon materials.<sup>2</sup>

Recently, GNRs having an asymmetrically functional substitution at each edge have attracted much attention due to the realization of ferroelectric or ferromagnetic properties predicted by theory. However, it has been difficult to produce them because of the decomposition of functional substitution at high-temperature process during the dehydrogenation reaction. To overcome these drawbacks, we have developed a brand new method, molecular-vapor-assisted low-temperature growth (MVLTG), based on a massive dose of gaseous hydrogen-accepting molecules to the prepolymer on the metal surface at a low temperature.

After producing precursor polymers using the 2Z-CVD method with Z-bar-linkage having a different substitution at each edge as a precursor, hydrogen acceptor was fed into the reactor (evacuated quartz tube), which promote dehydrogenation reaction resulting in giving asymmetrical GNRs without decomposition of functional substitution at a lower temperature. Then, we succeeded in the direct

observation of asymmetric GNRs produced on Au(111) with a low-temperature scanning tunneling microscope. The low-voltage STM measurement and dI/dV mapping suggest that MVLTG successfully enhanced the dehydrogenation reaction without the decomposition of the functionalized group of the GNRs' edges

### 3. Solution Synthesis of Asymmetrically Functionalized Graphene Nanoribbon toward the Application for Functional Materials

Solution-phase synthesis is one of the most promising strategies to obtain well-defined graphene nanoribbons (GNRs) with tunable electronic and optical properties. Asymmetrically edge-functionalized GNRs have attracted a great deal of interest in view of the relationship between their unique structure and properties. Several theoretical predictions have been made to change the properties of these systems through edge modifications. The introduction of different functional groups to the edges of GNRs backbone would offer a promising strategy to exhibit new properties. Although the solution-phase syntheses of GNRs having symmetric substitutions have already been reported, our approach, however, has remained unexplored.

We previously reported the on-surface synthesis of acene-type GNR from the Z-shaped precursor which consists of two terphenyl units. Inspired by this work, we envisioned that the asymmetrically substituted GNRs would be obtained from asymmetrically Z-shaped precursor in the solution synthesis. However, the desired product was not obtained probably due to the skeletal rearrangement in the oxidative dehydrogenation reaction. To develop the synthetic method for asymmetrically edge-functionalized GNR, we have synthesized nanographenes as a model compound and GNRs from Z-shaped precursor by Pd-catalyzed cyclization followed by oxidative dehydrogenation reactions.

Based on this method, we investigated the synthesis of GNR having symmetric substitutions. As a result, we have developed the synthetic method via head-to-tail polymerization followed by cyclization with Pd-catalyzed bond formations and oxidative dehydrogenation reactions. This method is applicable to the preparation of asymmetric GNR having different functional groups at opposite sides of the edges. We developed this method for the asymmetric GNR. The relationship between the functionalization of edge structures and their properties was identified by absorption spectra.

As an additional step, we designed asymmetric functional GNR. Asymmetrically functionalized and sterically hindered GNRs adopt twisted conformation and have dipolar moments along the long and short axis by asymmetrically modifying both edges. We hypothesized that polarity of the twisted GNR would

be controlled by applying an electric field. We succeeded in the preparation of helically twisted GNR through modified synthetic methods and tested voltage-current characteristics in the solid state with sandwich-type cell. As a result, when the positive and negative voltage were swept up to 30V, clear peaks probably due to ferroelectric properties were observed. These results indicated that conformational changes of twisting molecules took place even in the solid state by applying voltages.

### 5. Manifold dynamic non-covalent interactions for steering molecular assembly and cyclization

Non-covalent interactions that govern many chemical and biological processes are crucial for the design of supramolecular and controlling molecular assemblies and their chemical transformations. However, the characterization of weak interactions in complex molecular architectures at the single-bond level has been a longstanding challenge.

We employed bond-resolved scanning probe microscopy combined with an exhaustive structural search algorithm and quantum chemistry calculations to elucidate multiple non-covalent interactions that control the cohesive molecular clustering of well-designed precursor molecules and their chemical reactions. The presence of two flexible bromotriphenyl moieties in the precursor leads to the assembly of distinct non-planar dimer and trimer clusters by manifold non-covalent interactions, including hydrogen bonding, halogen bonding, C-H $\cdots$  $\pi$  and lone pair $\cdots$  $\pi$  interactions. The dynamic nature of these weak interactions allows for the transformation of the arrangement of monomers in the assembled clusters as molecular density increases, which alters the reaction pathways in the subsequent on-surface synthesis of cyclized products. Our findings highlight a vital route for controlling on-surface supramolecular assemblies and steering their chemical transformations through the manipulation of manifold dynamic non-covalent interactions.<sup>3</sup>

### References

1. *Adv. Mater.*, **2014**, *26*, 4134-4138.
2. *Nat. Chem.*, **2017**, *9*, 57-63.
3. *Chem. Sci.*, **2021**, *12*, 11659-11667.

## Financial Support

### 1. Grant-in-Aid for Scientific Research

(代表)

坂口浩司, 基盤研究 (B), 電子的非対称型グラフェンナノリボンの表面合成技術の開発と応用.

坂口浩司, 挑戦的研究 (萌芽), 分子スケール極細幅を持つ黒リン・ナノリボンのボトムアップ合成技術の開発.

信末俊平, 基盤研究 (C), グラフェンナノリボンの構造的特徴を活かした有機強誘電体の開発.

### 2. Others

坂口浩司, (株)KRI, ナノ構造炭素材料の構造解析.

## Presentations

小島崇寛, P. Karan, 信末俊平, 坂口浩司. グラフェンナノリボンの低温表面合成. 第 71 回高分子学会年次大会 オンライン開催, 2022. 5. 25-27.

P. Karan, S. Nobusue, T. Kojima, and H. Sakaguchi, Synthesis of asymmetrically substituted graphene nanoribbons as a functional material. 第 71 回高分子学会年次大会 オンライン開催, 2022. 5. 25-27

小島崇寛, ナノ炭素材料をどうやって精密に作るか? -究極の極小レゴブロックを組み立てて観察する-. 第 42 回京都大学宇治キャンパス産学交流会. 2022. 7. 4

T. Kojima, H. Sakaguchi, Low temperature on-surface growth of graphene nanoribbons. 13<sup>th</sup> International Symposium of Advanced Energy Science, オンライン開催, 2022. 9. 5-7





## Biofunctional Chemistry Research Section

T. Morii, Professor  
 E. Nakata, Associate Professor  
 P. Lin, Assistant Professor

### 1. Introduction

A transition to renewable energy technologies requires new chemistry to learn from nature. Nature has developed fantastic solutions to convert solar energy to chemical energy and to utilize them in exceptionally efficient manners for almost 3 billion years. It is our challenge to understand the efficient bioenergetic processes of nature and to construct bio-inspired energy utilization systems. The research interests in our group focus on the design of biomacromolecules and their assemblies for molecular recognition, catalysis, and signal transduction in water, the solvent of life. We take synthetic, organic chemical, biochemical and biophysical approaches to understand biological molecular recognition and chemical reactions. Proteins and protein/nucleic acids assemblies are explored to realize the biomimetic function of biological systems, such as visualization of cellular signals by fluorescent biosensors, directed self-assembly of peptides and proteins to build up nano-bio materials, tailoring artificial receptors and enzymes based on the complex of RNA and a peptide or a protein, and reconstitution of the functional assemblies of receptors and enzymes on the nanoarchitectures. The followings are the main research achievements in the fiscal year 2022.

### 2. Controlled assembly of fluorophores inside a nanoliposome

Cellular compartmentalization plays an essential role in organizing the complex and multiple biochemical reactions in the cell. An artificial compartment would provide powerful strategies to develop new biochemical tools for material production and diagnosis, but it is still a great challenge to synthesize the compartments that encapsulate materials of interest while controlling their accurate locations, numbers, and stoichiometry. Chemical characteristics of a liposome-encapsulated compartment, which has great potential to locate various materials of interest with precise control of their locations and numbers in the compartment, were evaluated. A nanoliposome was constructed inside a ring-shaped DNA origami skeleton and further equipped with a double-stranded DNA platform to assemble molecules of interest in the nanoliposome (Fig.

1). Upon formation of the nanoliposome, a pH-sensitive fluorophore on the bridged platform showed little or no response to the pH change of the outer buffer, ensuring that the molecules assembled on the platform are effectively shielded from the outer environment. The ring-shaped DNA skeleton equipped with a double-stranded DNA platform allows spatial assembly of several functional molecules inside the nanoliposome to isolate them from the outer environment.

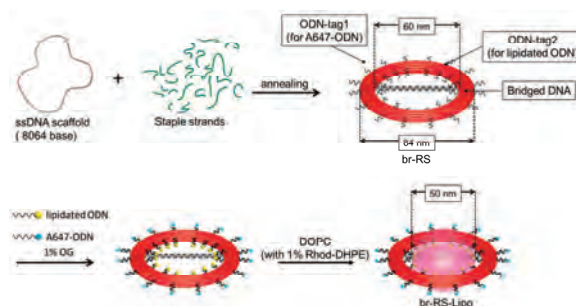


Fig. 1 Design of a bridged ring-shaped DNA origami skeleton that guides formation of a nanoliposome.

### 3. Dynamic assembly of cascade enzymes by the shape transformation of a DNA scaffold

Within cells, the close spatial arrangement of cascade enzymes facilitates the channeling of intermediates and enhances cascade reaction efficiency. Reconfigurable DNA nanostructures, owing to their structural controllability and precise spatial addressability, are promising tools for mimicking such processes. In this study, a 3D DNA origami scaffold, with a dynamic shape transformation from its open boat form to a closed hexagonal prism induced by toehold-mediated strand displacement, is designed to investigate the enzyme cascade reaction of xylose reductase and xylitol dehydrogenase from D-xylose metabolic pathway. Enzymes are assembled on the DNA scaffold in its open state, which is subsequently closed by the assistance of DNA sequence-specific closing keys. The enzyme cascade efficiency is much higher in the static encapsulated closed state than in the open state due not only to the enzyme proximity but also the environmental factors of 3D DNA structure (Fig. 2 and 3). These results provide novel insights into controlling enzyme

cascade reactions by inducing the shape transformation of DNA nanostructures and how environmental factors affect the action of multi-enzyme complexes in the cell.




Fig. 2 Schematic representations of the cascade reaction of XR and XDH from a part of xylose metabolic pathway was loaded on 3D DNA scaffold with the shape transformation.




Fig. 3 The image of the cascade reaction of XR and XDH on 3D DNA scaffold with the shape transformation.

#### 4. FRET-based cathepsin probes for simultaneous detection of cathepsin B and D activities

Fluorescent cathepsin probes were prepared by modification of peptidic substrates for cathepsin B (CTSB) and cathepsin D (CTSD) with FRET pairs (Fig. 4). Fluorophores with distinguishable emission characteristics were applied to CTSB and CTSD probes with their appropriate quenchers to simultaneously monitor the activity of CTSB and/or CTSD. Conjugation of both the CTSB and CTSD probes with short single-stranded DNA drastically increased their reactivity to cathepsins over the parent probes possibly by improving their solubility. The activity of CTSB and CTSD were simultaneously detected by using these orthogonal FRET-based cathepsin probes.

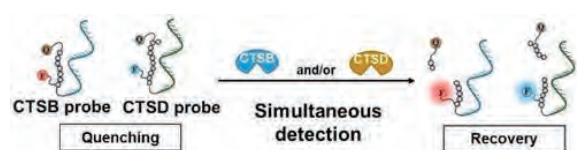


Fig. 4 DNA conjugated FRET-based probes for cathepsin B (CTSB) and cathepsin D (CTSD) were designed to simultaneously detect the activity of both cathepsins.

#### 5. A two-step screening to optimize the signal response of an auto-fluorescent protein-based biosensor

Auto-fluorescent protein (AFP)-based biosensors transduce the structural change in their embedded recognition modules induced by recognition/reaction events to fluorescence signal changes of AFP. The lack of detailed structural information on the recognition module often makes it difficult to optimize AFP-based biosensors. To enhance the signal response derived from detecting the putative structural change in the nitric oxide (NO)-sensing segment of transient receptor potential canonical 5 (TRPC5) fused to enhanced green fluorescent protein (EGFP), EGFP-TRPC5, a facile two-step screening strategy, *in silico* first and *in vitro* second, was applied to variants of EGFP-TRPC5 deletion-mutated within the recognition module (Fig. 5). In *in silico* screening, the structural changes of the recognition modules were evaluated as root-mean-square-deviation (RMSD) values, and 10 candidates were efficiently selected from 47 derivatives. Through *in vitro* screening, four mutants were identified that showed a larger change in signal response than the parent EGFP-TRPC5. One mutant in particular, 551-575, showed four times larger change upon reaction with NO and H<sub>2</sub>O<sub>2</sub>. Furthermore, mutant 551-575 also showed a signal response upon reaction with H<sub>2</sub>O<sub>2</sub> in mammalian HEK293 cells, indicating that the mutant has the potential to be applied as a biosensor for cell measurement. Therefore, this two-step screening method effectively allows the selection of AFP-based biosensors with sufficiently enhanced signal responses for application in mammalian cells.



Fig. 5 Schematic representations of a two-step screening to optimize the signal response of AFP based biosensor (NO sensor).

The presented works were supported in part by the Grants-in-Aid for Scientific Research (KAKENHI) from the Ministry of Education, Culture, Sports, Science and Technology (MEXT), Japan to E.N. (No.20H02860, 22K19110 and 22H05418). And these works were also supported by JST CREST Grant Number JPMJCR18H5 to T.M.

## Collaboration Works

森井孝, Ghent University (ベルギー), 選択的 DNA 修飾

森井孝, 中田栄司, Rajendran Arivazhagan, Ewha Womans University (韓国), トポイソメラーゼ反応の 1 分子計測

森井孝, 仲野瞬, POSTECH (韓国), 分子ライブラリーによる蛍光 RNP センサーの開発

森井孝, 仲野瞬, POSTECH (韓国), 生理活性物質を高感度で検出するセンサーの開発

森井孝, Rajendran Arivazhagan, Vanderbilt University School of Medicine (アメリカ), トポイソメラーゼ作用の分子機構

森井孝, 中田栄司, Seoul National University (韓国), 細胞内酵素組織体の構築

## Financial Support

### 1. Grant-in-Aid for Scientific Research

中田栄司, 学術変革領域研究(A), DNA を構造ビルディングブロックとした酵素の集積状態の構築

中田栄司, 基盤研究(B), DNA ナノ構造体の階層的自己組織化による高効率な酵素連続反応場の構築

中田栄司, 挑戦的研究(萌芽), DNA-タンパク質間相互作用を介したタンパク質ポリマーのプログラム合成

### 2. Others

森井孝, 科学技術振興機構, 細胞内環境測定多元同時センサーの開発

## Publications

A. Rajendran, K. Krishnamurthy, S. Park, E. Nakata, Y. Kwon, T. Morii, Topologically-Interlocked Minicircles as Probes of DNA Topology and DNA-Protein Interactions, *Chemistry-A European Journal*, 28, 22, e202200839, 2022

N. Sumi, S. Nagahiro, E. Nakata, K. Watanabe, T. Ohtsuki, Ultrasound-dependent RNAi using Ta-tU1A-rose bengal conjugate, *Bioorganic & Medicinal Chemistry Letters*, 68, 128767, 2022

S. Tajima, E. Nakata, R. Sakaguchi, M. Saimura, Y. Mo-

ri, T. Morii, A two-step screening to optimize the signal response of an auto-fluorescent protein-based biosensor, *RSC Advances*, 2022, 12, 15407, 15419, 2022

Z. Zhang, E. Nakata, Y. Shibano, T. Morii, FRET-based cathepsin probes for simultaneous detection of cathepsin B and D activities, *ChemBioChem*, e202200319, 2022

N. Yoshikawa, S. Yamazaki, S. Eguchi, A. Nishiyama, N. Tohnai, E. Nakata, H. Takashima, Octahedrons of 1,10-phenanthroline and 4'-chloro-2,2':6',2''-terpyridine induced by protonation of nitrogen atoms: Synthesis and analysis, *Journal of Molecular Structure*, 1271, 134075, 2023

P. Lin, H. Yang, E. Nakata, T. Morii, Mechanistic Aspects for the Modulation of Enzyme Reactions on the DNA Scaffold, *Molecules*, 27, 19, 6309, 2022

E. Nakata, K. Gerelbaatar, F. Komatsubara, T. Morii, Stimuli-Responsible SNARF Derivatives as a Latent Ratiometric Fluorescent Probe, *Molecules*, 27, 21, 7181, 2022

Y. Kakimoto, R. Ikemura, Y. Imai, N. Tohnai, S. Yamazaki, E. Nakata, H. Takashima, Circularly polarised luminescence from excimer emission of anthracene derivatives complexed with  $\gamma$ -cyclodextrin in the solid state, *RSC Advances*, 13, 1914-1922, 2023

P. Lin, H. Dinh, Y. Morita, E. Nakata, T. Morii, Dynamic Assembly of Cascade Enzymes by the Shape Transformation of a DNA Scaffold, *Advanced Functional Materials*, 2215023, 2023

H. Konishi, E. Nakata, F. Komatsubara, T. Morii, Controlled Assembly of Fluorophores inside a Nanoliposome, *Molecules*, 28, 2, 911, 2023

N. Yoshikawa, S. Yamazaki, S. Eguchi, A. Nishiyama, N. Tohnai, E. Nakata, H. Takashima, Annealing, solvation, and mirror-plating effects in phosphonium chloroaluminate ionic liquids, *Journal of Molecular Structure*, 1271, 134075, 2023

A. Rajendran, S. Zhang, T. Morii, Functional Nucleic Acid-Protein Complexes: Application to Fluorescent Ribonucleopeptide Sensors, *Handbook of Chemical Biology of Nucleic Acids*, Springer, 1, 20, 2022

E. Nakata, S. Zhang, H. Dinh, P. Lin, T. Morii, The Methods to Assemble Functional Proteins on DNA Scaffold and their Applications, *DNA Origami: Structures, Technology, and Applications*, Chapter 12, 2022

## Presentations

森井孝, Understanding the action of biomacromolecules inside the cell, 名古屋大学大学院工学研究科特別講演, 名古屋大学, 2022.4.22

S. Basu, R. Akasegawa, H. Tamiya, H. Yang, K. Usher, J. Cravioto, C. Qu, H. Ohgaki, Examining linkages between Japan's 3Rs policies and the SDGs: The case of Kyoto City, 第13回エネルギー理工学研究所国際シンポジウム, Uji Campus, Kyoto University, 2022.9.5-7

H. Konishi, H. Dinh, M. Nakabayashi, P. Lin, E. Nakata, H. Atomi, T. Morii, onstruction and functional analysis of CO<sub>2</sub> fixing enzymes assemblies, 第13回エネルギー理工学研究所国際シンポジウム, Uji Campus, Kyoto University, 2022.9.5-7

P. Lin, E. Nakata, M. Kinoshita, T. Morii, Mechanistic aspects for the modulation of scaffolded enzyme activity on DNA scaffold, 第16回バイオ関連化学シンポジウム, ハイブリッド開催, 2022.9.10-12

K. Krishnamurthy, A. Rajendran, E. Nakata, T. Morii, Chemically Enhanced Stability of 2D and 3D DNA Origami Nanostructures, 第16回バイオ関連化学シンポジウム, ハイブリッド開催, 2022.9.10-12

S. Zhang, E. Nakata, T. Morii, DNA Origami as a scaffold to assemble membrane proteins on an artificial compartment, 第16回バイオ関連化学シンポジウム, ハイブリッド開催, 2022.9.10-12

中林芽以, LinPeng, 中田栄司, 森井孝, 3D DNA ナノ構造体の足場上での酵素の構築, 第16回バイオ関連化学シンポジウム, ハイブリッド開催, 2022.9.10-12

芝野佑哉, Zhang Zhengxiao, 中田栄司, 森井孝, カテプシン B と D の活性を同時検出するための DNA 修飾 FRET 型カテプシンプローブ, 第16回バイオ関連化学シンポジウム, ハイブリッド開催, 2022.9.10-12

A. Rajendran, K. Krishnamurthy, E. Nakata, T. Morii, Efficient Ligation of Nicks in DNA Origami, 第49回国際核酸化学シンポジウム, 東京理科大学葛飾キャンパス, 2022.11.2-4

P. Lin, E. Nakata, M. Kinoshita, T. Morii, Role of the DNA scaffold surface in the modulation of enzymatic reactions, 第49回国際核酸化学シンポジウム, 東京理科大学葛飾キャンパス, 2022.11.2-4

S. Chuaychob, W. Hou, M. Shimizu, S. Nakano, A. Rajendran, E. Nakata, T. Morii, Recapitulation of CUG

Repeat RNA Sequence-MBNL1 Protein Aggregate, 第49回国際核酸化学シンポジウム, 東京理科大学葛飾キャンパス, 2022.11.2-4

K. Krishnamurthy, A. Rajendran, E. Nakata, T. Morii, Stability Enhancement of DNA Origami Nanostructures by Chemical Ligation, 第49回国際核酸化学シンポジウム, 東京理科大学葛飾キャンパス, 2022.11.2-4

S. Zhang, E. Nakata, T. Morii, DNA Origami as a Scaffold to Assemble Membrane Proteins on an Artificial Compartment, 第49回国際核酸化学シンポジウム, 東京理科大学葛飾キャンパス, 2022.11.2-4

H. Konishi, H. Dinh, M. Nakabayashi, P. Lin, E. Nakata, H. Atomi, T. Morii, Construction of CO<sub>2</sub> fixing enzymes assemblies on 3D DNA nanostructures, 第49回国際核酸化学シンポジウム, 東京理科大学葛飾キャンパス, 2022.11.2-4

E. Nakata, T. Morii, DNA Binding Adaptors to Locate Multiple Enzymes on DNA scaffold, The 7th Annual Meeting of LIA/IRP-CNPA, Yoshida Campus, Kyoto University, 2022.11.4

S. Basu, R. Akasegawa, H. Tamiya, H. Yang, K. Usher, J. Cravioto, C. Qu, H. Ohgaki, Synergies and Trade-offs between SDGs and 3R policies of Kyoto City, Kyoto-Ajou-Zhejiang Joint Symposium on Energy Science, Yoshida Campus, Kyoto University, 2022.12.9

森井孝, 空間配置を制御した生体高分子集合体の化学, 田畑研セミナー, 京都大学, 2022.12.21

中田栄司, 森井孝, DNA ナノ構造体に酵素を一分子ずつ配置する, 発動分子科学サロン, 東京工業大学 (ハイブリッド開催), 2023.1.24

中田栄司, 森井孝, タンパク質を1分子ずつ制御して並べる技術, 生体分子材料研究会セミナー, Online, 2023.3.7

芝野佑哉, Zhang Zhengxiao, 中田栄司, 森井孝, 廣瀬久昭, 二木史朗, Development of a method for simultaneous measurement of multiple factors in the intracellular local environment, 日本化学会第103春季年会, 東京理科大学野田キャンパス, 2023.3.22-25

A. Rajendran, K. Krishnamurthy, E. Nakata, T. Morii, Development of methods for the efficient ligation of staple nicks in DNA origami, 日本化学会第103春季年会, 東京理科大学野田キャンパス, 2023.3.22-25

P. Lin, T. Hayashi, H. Dinh, E. Nakata, M. Kinoshita, T. Morii, Modulation of the activity of enzyme assembled on DNA scaffold, 日本化学会第103春季年会, 東京

理科大学野田キャンパス, 2023.3.22-25

小松原風汰, 小西宏明, Peng Lin, 中田栄司, 森井孝, Enzymatic metabolic reactions compartmentalized in liposome with a skeletal DNA nanostructure, 日本化学会第 103 春季年会, 東京理科大学野田キャンパス, 2023.3.22-25

S. Chuaychob, W. Hou, M. Shimizu, S. Nakano, A. Rajendran, E. Nakata, T. Morii, Aggregates Formation between CUG Repeat RNA Sequences and MBNL1, 日本化学会第 103 春季年会, 東京理科大学野田キャンパス, 2023.3.22-25

S. Zhang, E. Nakata, T. Morii, DNA Origami as a Scaffold to Assemble Membrane Proteins on an Artificial Compartment, 日本化学会第 103 春季年会, 東京理科大学野田キャンパス, 2023.3.22-25

中林芽以, Peng Lin, 中田栄司, 森井孝, Efficiency of stepwise reaction by enzymes assembled on a shape-transformable 3D DNA nanostructure, 日本化学会第 103 春季年会, 東京理科大学野田キャンパス, 2023.3.22-25

中村卓, 塩田雄大, 中田栄司, 森井孝, 等温滴定カロリメトリーを用いたフルオロ酢酸デハロゲナーゼによる脱ハロゲン化反応の速度論的パラメータの算出, 日本化学会第 103 春季年会, 東京理科大学野田キャンパス, 2023.3.22-25



## Structural Energy Bioscience Research Section

M. Katahira, Professor  
 T. Nagata, Associate Professor  
 Y. Yamaoki, Assistant Professor

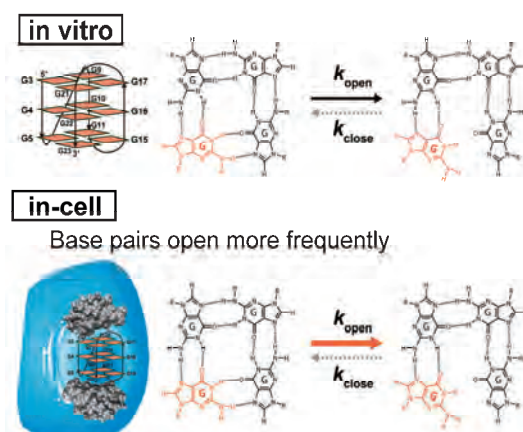
## 1. Introduction

We explore the way how biomolecules such as proteins (involving enzymes) and functional nucleic acids (DNA and RNA) work at atomic resolution based on structural biology with NMR. We determine both static and dynamical structures with the aid of our own development of the new methodology and elucidate the underlying mechanism of functions of these biomolecules. Structural biological approach is also applied to analyze enzymes involved in degradation of wood biomass at atomic resolution. The analysis is useful to develop the way to extract energy and valuable materials that can be used as starting materials of various products from the wood biomass. Thus, we pursue to contribute to the paradigm shift from oil refinery to biorefinery. Followings are main research achievements in the year of 2022.

## 2. The base-pair opening dynamics of nucleic acids in living human cells

DNA and RNA are polymers having not only genetic information but also functions such as regulating gene expression, catalyzing reactions, and so on. The structure, dynamics, and interactions of nucleic acids, which are related to these functions, might be different under *in vitro* and cellular conditions. A base pair is a fundamental unit of nucleic acids structures. However, studying the base-pair opening dynamics inside living cells had been challenging. In this study, we investigated the base-pair opening kinetics inside living human cells using the *in-cell* NMR technique. We determined the exchange rate constant ( $k_{ex}$ ) of the imino proton involved in hairpin and G-quadruplex (GQ) structures with the proton of solvent water. It was deduced by the obtained  $k_{ex}$  values that at least some G-C base pairs of the hairpin structure and all G-G base-pairs of the GQ structure open more frequently in living human cells than *in vitro*. *In vitro* NMR analysis using various crowding agents suggested that interactions with endogenous proteins, especially positively charged ones, could be responsible for the increase in frequency of base-pair opening. This study demonstrated a difference in dynamics of nucleic acids between *in-cell* and *in vitro* conditions. Finally, we assume that partially unfolded structures that are

supposed to be present inside cells can be targeted by drugs. Our *in-cell* NMR technique can be applied for the development of these drugs.



**Figure 1.** All G-G base-pairs in the GQ structure open more frequently in living cells than *in vitro*.

## 3. The first heteronuclear 2D *in-cell* NMR spectra of nucleic acids in living human cells

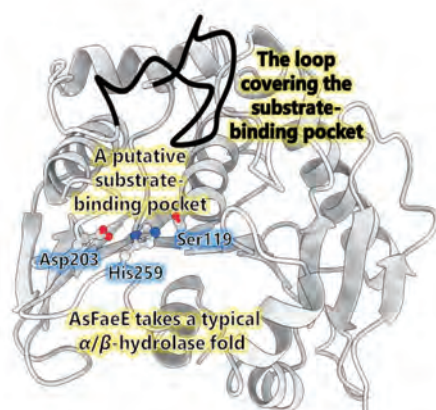
To investigate the structure, dynamics and interaction of biomolecules in living cells, *in-cell* NMR is a powerful tool. In *in-cell* NMR, living cells containing the biomolecule of interest are put into the NMR magnet and the NMR signal of the biomolecule in living cells are directly recorded. We have been developing the methodology of the *in-cell* NMR for nucleic acids. This year, we succeeded in recording the first heteronuclear 2D *in-cell* NMR spectra of RNA aptamer. To obtain milligram quantities of  $^{13}\text{C}$ ,  $^{15}\text{N}$ -isotopically labeled RNA cost-effectively, we adopted a tRNA-scaffold system. In this system, the RNA of interest is transcribed in *E. coli* as a chimeric transcript, in which the RNA of interest being inserted into tRNA via two hammerhead (HH) ribozymes. tRNA protects entire RNA from degradation by RNases, while HH ribozymes enable the RNA of interest to be cleaved from the tRNA-scaffold during the purification procedure. The prepared isotopically labeled RNA aptamer for HIV Tat protein was incorporated into living human cells. Then, we successfully recorded the first 2D  $^1\text{H}$ - $^{13}\text{C}$  and  $^1\text{H}$ - $^{15}\text{N}$  HMQC *in-cell* NMR spectra of the RNA aptamer in complex with the ligand. The development of this methodology has the



following advantages. Firstly, the signals of the introduced nucleic acids can be clearly distinguished from those of the intracellular endogenous molecules and/or of the molecules in the medium. Secondly, in the 2D  $^1\text{H}$ - $^{15}\text{N}$  HMQC and 2D  $^1\text{H}$ - $^{13}\text{C}$  HMQC in-cell NMR spectra, the resolution of the signals of the introduced nucleic acids are improved as compared in the 1D  $^1\text{H}$  in-cell NMR spectrum. Thirdly, the  $^{15}\text{N}$  and  $^{13}\text{C}$  chemical shift values of the introduced nucleic acids could be used as new sources to monitor the state of the nucleic acids, in addition to the  $^1\text{H}$  chemical shift values. Therefore, it is expected that the developed methodology will be widely applied in the field of nucleic acids research.

#### 4. Structure-function relationship of a feruloyl esterase that targets a variety of substrates

Woody biomass comprises cellulose, hemicellulose, and lignin. Hemicellulose is a branched heteropolysaccharide consisting of hexoses and pentoses. Hemicellulose is also linked with modification groups and lignin through covalent bonds. Decomposition and isolation of these components are attractive because they are regarded as valuable biorefinery precursors. Feruloyl esterases (FAEs) are the enzymes that hydrolyze ester bonds connecting hemicellulose with the modification groups and lignin. Fungal FAEs belonging to subfamily (SF) 6 are known to catalyze decomposition of woody biomass and produce ferulic acid derivatives. The molecular mechanisms underlying substrate recognition and catalysis by SF6 FAEs are still elusive. Here, we selected SF6 FAE of *Aspergillus sydowii* (*AsFaeE*), which was shown previously to exhibit higher activity towards variety of substrates; most of SF6 FAEs are known to target only a certain substrate. We obtained a recombinant *AsFaeE* and investigated the specific activity towards a variety of model substrates. We then determined the crystal structure of



**Figure 2.** The determined crystal structure of *AsFaeE*. *AsFaeE* took a typical  $\alpha/\beta$ -hydrolase fold with a canonical serine-histidine-aspartate catalytic triad. *AsFaeE* was found to have a loop covering the

substrate-binding pocket, which is a unique feature among others; this loop should play a key role in substrate binding and/or recognition. We are currently carrying out structure-based functional mutagenesis and further structural analyses. These studies should give a clue to engineering functionally advanced FAEs in the future.

#### 5. Structure and interaction analysis of human origin recognition complex subunit 1

Human origin recognition complex (hORC) initiates the DNA replication from particular loci in genomes called replication origins. Our previous study suggested that hORC recognizes the replication origin in a G-quadruplex (GQ) structure-dependent manner. However, the mechanism how hORC recognizes a GQ-forming DNA is not clear. Here, we analyzed the interaction between the GQ-binding region of the subunit 1 of hORC, hORC1(GQ), and DNA that forms GQ structure (GQ-DNA). Firstly, we prepared the  $^{13}\text{C}$ ,  $^{15}\text{N}$ -labeled hORC1(GQ) and assigned most amide proton signals by heteronuclear multidimensional NMR experiments. NMR and CD analyses indicated that hORC1(GQ) is mostly disordered in both free and complex with GQ-DNA. The chemical shift perturbation analysis for hORC1(GQ) upon binding of GQ-DNA indicated that the specific basic amino acids and polar amino acids of hORC1(GQ) are responsible for binding GQ-DNA. The obtained structural insight is helpful for understanding how hORC1 recognizes the position of replication origin.

#### 6. Dynamics of DNA in the nucleic acid-nucleic acid condensate

Currently, the condensate of biomolecule, such as a protein and nucleic acid (NA) is an emerging target. Although, there are abundant studies on the protein-protein or protein-nucleic acid condensate, studies on NA-NA condensate is limited. We used one of the reported NA-NA condensate-forming system. In the system, three DNA strands having partially complementary sequences to each other form Y-shape structure and the base pairs were formed at the ends of Y-shape DNAs. That causes the formation of Y-DNA condensate. We carried out NMR analysis on the dynamics of oligo DNAs forming G-quadruplex structure (GQ-DNA) introduced into the Y-DNA condensate. The translational motion of GQ-DNA inside the Y-DNA condensate was affected by surrounding environment. Interestingly, on the other hand, the rotational motion of GQ-DNA inside the Y-DNA condensate was not affected by the condensate. Our dynamics analysis gives us the spatial information inside the Y-DNA condensate and it is useful to develop the reaction field by NA-NA condensate.

## Collaboration Works

片平正人, Gyeongsang National University (韓国), 核酸の塩基対のダイナミクスを解析する手法の開発

片平正人, University of Naples "Federico II" (イタリア), プリオン蛋白質の悪性を阻害する RNA アプタマーへの化学修飾の導入による高性能化

片平正人, 山置佑大, Nanyang Technological University (シンガポール), University of Bordeaux (フランス), テロメアの i-モチーフ DNA と薬剤の相互作用の解析

片平正人, 永田崇, BIOTEC, NSTDA (タイ), LIPI (インドネシア), NUOL (ラオス), サトウキビ収穫廃棄物の糖化発酵を促進する手法の開発

永田崇, Institute of Biophysical Chemistry, Goethe-University (ドイツ), 深層学習の技術を取り入れた多次元 NMR 解析とタンパク質立体構造解析のシステム開発

永田崇, 山置佑大, State University of New York at Albany (アメリカ), 核酸の in-cell NMR 測定方法の開発

## Financial Support

### 1. Grant-in-Aid for Scientific Research

片平正人, 学術変革領域研究(A), ヒト生細胞中における核酸の構造と相互作用を解析するインセル NMR 法の開発と応用

片平正人, 学術変革領域研究(A), ノンコーディング RNA のメチル化による天然変性蛋白質の凝集抑制の分子機構

片平正人, 基盤研究(B), 神経変性疾患に関連した反復配列 RNA 分子の反復回数に依存した液液相分離の構造基盤

片平正人, 挑戦的研究(萌芽), A $\beta$  受容体であるプリオン蛋白質を RNA で阻害する事による抗アルツハイマー病効果

永田崇, 基盤研究(C), 核酸とペプチドツールを用いたアルツハイマー病関連複合体の形成原理の解明

永田崇, 基盤研究(C), データサイエンスを導入した原子間力顕微鏡による四重鎖 DNA 検出法の開発(分担金)

永田崇, 基盤研究(C), 低温地域に特化した持続的グルコース生産システムの創成(分担金)

山置佑大, 基盤研究(C), 細胞内環境下におけるエピゲノム修飾を含む核酸の構造ダイナミクス解析

神庭圭佑, 若手研究, 癌の成長を恒久的に遅延する、癌から癌に感染するウイルスベクターの開発

阪本知樹, 特別研究員奨励費, メチル基転移酵素 METTL16 による三重鎖構造を形成する RNA の認識機構の解明

### 2. Others

片平正人, (株)ダイセル, 木材関連物質の NMR 法による構造解析

片平正人, (株)ダイセル(OI 機構), 木材や農水産廃棄物などのバイオマスの温和な変換(産学共同研究部門)

片平正人, 科学技術振興機構, サトウキビ収穫廃棄物の統合バイオリファイナリー

片平正人, 日本医療研究開発機構, Gag 前駆体 Pr55Gag disordered 領域の構造生物学と創薬

永田崇, 日本医療研究開発機構, 中分子アゴニスト創薬のロジカルデザイン~OX40 アゴニスト開発を実施例として~

## Publications

H. Nguyen, K. Kondo, Y. Yagi, Y. Iseki, N. Okuoka, T. Watanabe, B. Mikami, T. Nagata, M. Katahira, Functional and structural characterization of a lytic polysaccharide monoxygenase, which cooperates synergistically with cellulases, from *Ceriporiopsis subvermispora*, ACS Sustainable Chemistry & Engineering, 10, 2, 923-934, 2022

K. Kuwasako, S. Suzuki, N. Nameki, M. Takizawa, M. Takahashi, K. Tsuda, T. Nagata, S. Watanabe, A. Tanaka, N. Kobayashi, T. Kigawa, P. Güntert, M. Shirouzu, S. Yokoyama, Y. Muto, 1H, 13C, and 15N resonance assignments and solution structures of the KH domain of human ribosome binding factor A, mtRbfA, involved in mitochondrial ribosome biogenesis, Biomolecular NMR Assignments, 16, 2, 297-303, 2022

K. Miyauchi, H. Imamura, Y. Yamaoki, M. Kato, Small-angle X-ray scattering data of a guanine-rich DNA derived from the promoter region of c-MYC gene in solution, Data in Brief, 42, 108285, 2022

T. Kawasaki, H. Zen, T. Sakai, Y. Sumitomo, K. Nogami, K. Hayakawa, T. Yaji, T. Ohta, T. Nagata, Y. Hayakawa, Degradation of Lignin by Infrared Free Electron Laser, *Polymers*, 14, 12, 2401, 2022

H. Kusunoki, I. Hamaguchi, N. Kobayashi, T. Nagata, Chemical shift assignments of a fusion protein comprising the C-terminal-deleted hepatitis B virus X protein BH3-like motif peptide and Bcl-x L, *Biomolecular NMR Assignments*, 16, 615-619, 2022

C. Chotirotukon, S. Khattab, N. Kobayashi, M. Katahira, N. Laosiripojana, V. Champred, T. Watanabe, Microwave-accelerated glycerolysis of sugarcane trash using Lewis acid,  $AlK(SO_4)_2$ , for bioethanol production, *Industrial Crops and Products*, 190, 115849, 2022

O.S. Eladl, Y. Yamaoki, K. Kondo, T. Nagata, M. Katahira, Detection of interaction between an RNA aptamer and its target compound in living human cells using 2D in-cell NMR., *Chemical Communications*, 59, 102-105, 2022

Y. Yamaoki, T. Nagata, K. Kondo, T. Sakamoto, S. Takami, M. Katahira, Shedding light on the base-pair opening dynamics of nucleic acids in living human cells, *Nature Communications*, 13, 7143, 2022

T. Mori, N. Masuzawa, K. Kondo, Y. Nakanishi, S. Chida, D. Uehara, M. Katahira, M. Takeda, A heterodimeric hyaluronate lyase secreted by the activated sludge bacterium *Halicomonobacter hydrossis*, *Bioscience, Biotechnology, and Biochemistry*, 87, 3, 256-266, 2023

J.H. Lee, M. Katahira, Biophysical Study of the Structure, Dynamics, and Function of Nucleic Acids, *International Journal of Molecular Sciences*, 23, 10, 5836, 2022

## Presentations

片平正人, ヒト生細胞中における核酸の構造と相互作用を解析するインセル NMR 法の開発と応用, 学術変革「物質共生」班会議, 北海道大学東京オフィス, 2022.4.25-26

神庭圭佑, 雲財悟, 森下了, 高折晃史, 永田崇, 片平正人, HIV-1 Vif と宿主タンパク質の五者複合体による抗ウイルス因子 APOBEC3G の脱アミノ化活性阻害の分子機構の解明, 第 22 回日本蛋白質科学会年会, つくば国際会議場, 2022.6.7-9

片平正人, 木質バイオマスの NMR 法による構造解析と異種発現した分解酵素による利活用, 第 14 回 木質科学シンポジウム, Online, 2022.6.18

Y. Yamaoki, O. Eladl, K. Kondo, T. Sakamoto, T. Nagata, M. Katahira, Investigation of the structural dynamics and interactions of RNAs in living human cells by in-cell NMR, The 23rd Annual Meeting of the RNA Society of Japan, Miyako Messe, 2022.7.20-22

八木勇成, 近藤敬子, Huyen Nguyen, 井関優侑, 奥岡奈宜, 渡辺隆司, 三上文三, 永田崇, 片平正人, 結晶性セルロースの分解におけるセルラーゼと選択的的白色腐朽菌由来 LPMO9 のシナジー効果, セルロース学会第 29 回年次大会, 金沢市文化ホール, 2022.7.21-22

小林直子, 橋爪知弘, 近藤敬子, 片平正人, 北山健司, 渡辺隆司, リグノセルロースの有機酸可溶化とバイオマスペーパーの構造特性解析, セルロース学会第 29 回年次大会, 金沢市文化ホール, 2022.7.21-22

片平正人, 試験管内及び生細胞内における RNA の構造と塩基対の開閉挙動の解析, よこはま NMR 第 69 回ワークショップ「RNA 構造と NMR」, Online, 2022.7.28

片平正人, ヒト生細胞中における核酸の構造と相互作用を解析するインセル NMR 法の開発と応用, 学術変革「物質共生」班会議, つくば国際会議場, 2022.8.9-10

Y. Tokunaga, T. Nagata, M. Katahira, T. Watanabe, 6th Symposium on Biotechnology Applied to Lignocelluloses, LignoBiotech 2022, Robert H. Lee Alumni Centre, 2022.8.10-12

M. Katahira, Structure, base pair opening/closing dynamics and interactions with ligands of nucleic acids in living human cells, as revealed by in-cell NMR, 29th International Conference on Magnetic Resonance in Biological Systems, The Westin Copley Place, 2022.8.21-25

Z. Zhang, T. Mori, K. Fukami, M. Saimura, T. Nagata, M. Katahira, A. Kitada, NMR approach toward elucidation of superflat aluminum electrodeposition mechanism, The 13th International Symposium of Advanced Energy Science, Kyoto University, 2022.9.5-7

T. Saito, Y. Qiao, W. Osugi, K. Kondo, M. Katahira, M. Takeda, Fermentation of cellulase-aminating reagent via carbon fixation, The 13th International Symposium of Advanced Energy Science, Kyoto University, 2022.9.5-7

R. Kurokawa, Y. Yoneda, N. Ueda, Y. Yamaoki, K. Kondo, T. Nagata, M. Katahira, NMR analysis on regulation of the RNA-binding protein TLS-induced phase

separation via methylated RNA, The 13th International Symposium of Advanced Energy Science, Kyoto University, 2022.9.5-7

H. Nishimura, K. Saito, N. Kobayashi, M. Sano, Y. Iseki, Y. Mizukoshi, Y. Minami, T. Hashizume, K. Kondo, M. Katahira, T. Watanabe, Structural analysis of lignocellulosic biomass by NMR spectroscopy toward decarbonized society, The 13th International Symposium of Advanced Energy Science, Kyoto University, 2022.9.5-7

Y. Matsushita, S. Imamura, D. Aoki, S. Hosokawa, K. Fukushima, M. Katahira, Precision analysis of high-reactive  $\beta$ -1 structure in lignin for advanced biomass utilization, The 13th International Symposium of Advanced Energy Science, Kyoto University, 2022.9.5-7

S. Waga, K. Kamba, Y. Yamaoki, A. Eladl, S. Hoshina, H. Horinouchi, K. Kondo, T. Nagata, M. Katahira, Structural basis of DNA recognition by the replication initiator ORC, The 13th International Symposium of Advanced Energy Science, Kyoto University, 2022.9.5-7

Y. Tanaka, T. Nagata, C. Sugimoto, T. Ogino, Identification of quadruplexes that can regulate gene expression, The 13th International Symposium of Advanced Energy Science, Kyoto University, 2022.9.5-7

H. Kusunoki, T. Sakamoto, K. Wakamatsu, I. Hamaguchi, T. Nagata, Study for the development of functional peptides controlling cell proliferation mechanism using NMR method, The 13th International Symposium of Advanced Energy Science, Kyoto University, 2022.9.5-7

T. Sakamoto, T. Sakamoto, H. Yoshida, K. Yamagishi, T. Ishikawa, M. Katahira, T. Nagata, NMR analysis of artificial biomolecules that regulate the function of biomolecules, The 13th International Symposium of Advanced Energy Science, Kyoto University, 2022.9.5-7

M. Horiuchi, S. Kuninaga, I. Saito, M. Katahira, T. Nagata, Development of the crystalline cellulose degradation system consisting of the psychrophilic fungus-type hybrid enzymes, The 13th International Symposium of Advanced Energy Science, Kyoto University, 2022.9.5-7

A. Takaori-Kondo, T. Nagata, Research and development of enzymatic activity control using VHH antibody, The 13th International Symposium of Advanced Energy Science, Kyoto University, 2022.9.5-7

W. Hsun Tu, K. Kamba, T. Nagata, M. Katahira, T. Imai, NMR analysis of the three-dimensional solution structure of the sequence-specific RNA-binding protein Musashi1 involved in translation control of the downstream target RNA, The 13th International Symposium of Advanced Energy Science, Kyoto University, 2022.9.5-7

M. Katahira, Utilization of woody biomass with enzymes toward “carbon neutral” and “carbon negative”, The 13th International Symposium of Advanced Energy Science, Kyoto University, 2022.9.5-7

M.O.M. Mousa, Metabolic engineering of *Saccharomyces cerevisiae* for improvement of the acetate uptake and bioethanol production, The 13th International Symposium of Advanced Energy Science, Kyoto University, 2022.9.5-7

A.S.M.M. Eladl, Interaction analysis between human origin recognition complex subunit 1 and DNAs, The 13th International Symposium of Advanced Energy Science, Kyoto University, 2022.9.5-7

W.H. Tu, NMR analysis of the three-dimensional solution structure of the sequence-specific RNA-binding protein Musashi1 involved in translation control of the downstream target RNA, The 13th International Symposium of Advanced Energy Science, Kyoto University, 2022.9.5-7

T. Sakamoto, Y. Yamaoki, T. Nagata, M. Katahira, Analysis of structural dynamics of DNA triplex structures in the cell-mimicking molecular crowding environment, The 13th International Symposium of Advanced Energy Science, Kyoto University, 2022.9.5-7

T. Morita, Analysis of the dimerization of the Matrix domain of HIV-1 gag protein, The 13th International Symposium of Advanced Energy Science, Kyoto University, 2022.9.5-7

永田崇, タンパク質の NMR シグナルの帰属・構造解析の基礎 ~自動化の時代~, 第 22 回若手 NMR 研究会, Online, 2022.9.12-14

片平正人, 長鎖ノンコーディング RNA のメチル化による天然変性蛋白質の凝集抑制の分子機構, 学術変革「非ドメイン生物学」班会議, L stay&grow 南砂町, 2022.9.19-20

R. Yamazaki, A. Ito, T. Sakamoto, M. Komine, T. Ishikawa, M. Katahira, T. Nagata, T. Sakamoto, K. Yamagishi, In silico approach for identification of the thermodynamic profiles of aptamer-IgG binding, The 60th Annual Meeting of the Biophysical Society of Japan, Hakodate Arena, Hakodate Citizen Hall, 2022.9.28-30

T. Sakamoto, Y. Yamaoki, T. Nagata, M. Katahira, Analysis of the structure and dynamics of triplex forming oligodeoxynucleotide in living human cells, The 60th Annual Meeting of the Biophysical Society of Japan, Hakodate Arena, Hakodate Citizen Hall, 2022.9.28-30

K. Kamba, L. Wan, K. Tozawa, R. Iwaoka, S. Unzai, R. Morishita, A. Takaori-Kondo, T. Nagata, M. Katahira, HIV-1 Vif driven multifaceted neutralization against human APOBEC3 family proteins: ubiquitination/degradation and deamination inhibition, The 60th Annual Meeting of the Biophysical Society of Japan, Hakodate Arena, Hakodate Citizen Hall, 2022.9.28-30

H. Morita, S. Chida, M. Takato, K. Kondo, M. Katahira, M. Takeda, Enzymatic degradation of a cellulose-aminating polysaccharide, glucosaminoglycan, Active Enzyme Molecule 2022, Toyama Prefectural University, 2022.9.30-10.1

千田舜, 森田大貴, 高遠昌樹, 近藤敬子, 片平正人, 武田穰, キトサナーゼによるグルコース-グルコサミン  $\beta$ -1, 4 交互共重合体の分解, 第 74 回日本生物工学会大会, Online, 2022.10.17-20

片平正人, ヒト生細胞中における核酸の構造・塩基対の開閉ダイナミクス及び相互作用の in-cell NMR 法による解析, LLPS/RNA 勉強会, 東京大学先端科学技術研究センター, 2022.10.25

M. Katahira, Structure, base pair opening dynamics and interaction with Tat of DNA/RNA in living human cells as revealed by in-cell NMR, The 7th International Symposium on Drug Discovery and Design by NMR, RIKEN Yokohama Campus, 2022.10.27-28

Y. Yamaoki, E. Eladl, K. Kondo, T. Sakamoto, T. Nagata, M. Katahira, Base-pair opening dynamics of nucleic acids in living human cells studied by in-cell NMR, International Symposium on Nucleic Acids Chemistry 2022 (ISNAC2022), Tokyo University of Science Katsushika Campus, 2022.11.2-4

山置佑大, 永田崇, 近藤敬子, 阪本知樹, Eladl Omar, 片平正人, In-cell NMR 法によるヒト生細胞内における核酸の塩基対開閉ダイナミクスの解析, 第 61 回 NMR 討論会, 高知県立県民文化ホール, 2022.11.8-10

阪本知樹, 山置佑大, 永田崇, 片平正人, 分子込み合い環境下における DNA 三十鎖構造の塩基対の開閉ダイナミクスの緩和分散法を用いた解析, 第 61 回 NMR 討論会, 高知県立県民文化ホール, 2022.11.8-10

小林直子, 橋爪知弘, 近藤敬子, 片平正人, 北山健司, 渡辺隆司, リグノセルロースの有機酸可溶化とバイオマスフィルムの構造特性解析, 第 67 回リグニン討論会, Online, 2022.11.10-11

今村勝利, 細川雅貴, 松下泰幸, 青木弾, 福島和彦, 片平正人, 芳香環 1 位標識コニフェリンの投与によるイチョウ木部リグニン中におけるスピロジェノン型構造の定量, 第 67 回リグニン討論会, Online, 2022.11.10-11

小谷治, 駒貴明, 神庭圭佑, 森田泰基, 横山勝, 土肥直哉, 近藤智之, 永田崇, 足立昭夫, 片平正人, 野間口雅子, 佐藤裕徳, 未知の HIV-1 Gag 二量体化制御単位の同定と構造生物学的性質決定, 第 69 回日本ウイルス学会学術集会, 出島メッセ長崎, 2022.11.13-15

山置佑大, 永田崇, 川上愛加, 阪本知樹, Eladl Omar, 近藤敬子, 片平正人, NMR 法による核酸のコンデンセートおよびヒト生細胞内における核酸の塩基対開閉ダイナミクスの解析, 第 45 回日本分子生物学会, 幕張メッセ, 2022.11.30-12.2

神庭圭佑, 万里, 雲財悟, 森下了, 高折晃史, 永田崇, 片平正人, HIV-1-Vif: E3 ユビキチンリガーゼ複合体を構成するタンパク質とヒト APOBEC3G タンパク質の相互作用の加算効果が, 脱アミノ化阻害をもたらす, 第 45 回日本分子生物学会, 幕張メッセ, 2022.11.30-12.2

阪本知樹, 山置佑大, 永田崇, 片平正人, 分子込み合い環境下における三重鎖構造 DNA の塩基対開閉ダイナミクスの NMR 法による解析, 第 45 回日本分子生物学会, 幕張メッセ, 2022.11.30-12.2

川上愛加, 山置佑大, 近藤敬子, 阪本知樹, 永田崇, 片平正人, 核酸から成る液滴の NMR 法を用いた物理化学的解析, 第 45 回日本分子生物学会, 幕張メッセ, 2022.11.30-12.2

兎澤 賢太郎, 神庭圭佑, 岩岡諒, 永田崇, 片平正人, HIV-1 Vif-ヒト E3 ユビキチンリガーゼ複合体はヒト抗ウイルス因子 APOBEC3C の脱アミノ化を阻害する, 第 45 回日本分子生物学会, 幕張メッセ, 2022.11.30-12.2

P. Apisan, K. Kondo, T. Nagata, M. Katahira, Co-displaying of xylanase and feruloyl esterase on the *Pichia pastoris* cell surface, The 73rd Annual Meeting Japan Wood research Society, Fukuoka University Kyushu University, 2023.3.14-16

Teo Kenneth, 近藤敬子, 渡辺隆司, 永田崇, 片平正人, マンガンペルオキシダーゼ触媒によるフェノールリグニン二量体の変換の分子レベルでの解明,

第 73 回日本木材学会大会, 福岡大学 九州大学, 2023.3.14-16

井関優侑, 奥岡奈宜, 橋爪知弘, 近藤敬子, 永田崇, 片平正人, 渡辺隆司, *Ceriporiopsis subvermispora* 由来溶解性多糖モノオキシゲナーゼのセルロース解重合反応の解析, 第 73 回日本木材学会大会, 福岡大学 九州大学, 2023.3.14-16

小林直子, 橋爪智弘, 近藤敬子, 片平正人, 北山健司, 渡辺隆司, リグノセルロースの有機酸可溶化とバイオマスフィルムの構造特性解析, 第 73 回日本木材学会大会, 福岡大学 九州大学, 2023.3.14-16

内田貴己, 徳永有希, 永田崇, 近藤敬子, 片平正人, 渡辺隆司, *Trichoderma reesei* Cel7A のセルラーゼ糖質結合モジュールと人工リグニンの相互作用解析, 第 73 回日本木材学会大会, 福岡大学 九州大学, 2023.3.14-16

斉藤朝昌, 大杉航, 近藤敬子, 片平正人, 武田穰, 硫化水素存在下での従属栄養および独立栄養によるセルロースアミノ化剤の発酵生産, 日本農芸化学会 2023 年度広島大会, Online, 2023.3.14-17

片平正人, ヒト生細胞中における核酸の構造と相互作用を解析するインセル NMR 法の開発と応用, 学術変革「物質共生」班会議, Online, 2023.3.18

阪本知樹, 山置佑大, 永田崇, 片平正人, ヒト生細胞内における DNA 三重鎖構造形成の初観測および分子込み合い環境下における DNA 三重鎖構造の塩基対開閉ダイナミクスの解析, 日本化学会第 103 春季年会, 東京理科大学, 2023.3.22-25

小林直子, 橋爪智弘, 近藤敬子, 片平正人, 北山健司, 渡辺隆司, リグノセルロースの有機酸可溶化とバイオマスフィルムの構造特性解析, 日本化学会第 103 春季年会, 東京理科大学, 2023.3.22-25



## Self-Assembly Science Research Section

A. Rajendran, Junior Associate Professor

### 1. Introduction

In recent years, DNA origami has emerged as a novel technique for constructing materials ranging from nano to micrometer scale, with sub-nanometer addressability.<sup>1</sup> This technique has been utilized in various applications, including chemical, biological, and materials science. DNA origami has also been used for organizing enzyme cascades, and studies have shown that it can enhance the efficiency and rate of sequential reactions.<sup>2</sup> However, the use of DNA origami for templating biomass-related enzymes is hindered by their poor stability under various conditions. For example, origami materials tend to melt around 50°C when subjected to thermal treatments.<sup>3,4,5</sup> Furthermore, origami materials such as origami cuboid can break even under mild forces, which are applied during structural analysis by force-based methods such as atomic force microscopy (AFM).<sup>6</sup> Biomass often undergoes chemical pretreatments using strong acids or bases to break down the lignin. The biomass product contains several carboxylic acids with a pH of 2 to 2.5. However, origami materials are stable only between pH 4.5-10 but denature at a lower pH. The samples can be stored in pure water for several applications.<sup>8</sup> However, the triangular origami exhibits several defective sites in pure water. Additionally, the origami undergoes digestion against nucleases such as DNase I, which is the most abundant nuclease in blood and plasma, either in vitro or in cell culture medium, and T7 endonuclease I. Most origami synthesis buffers contain 5-20 mM Mg<sup>2+</sup>, as origami cannot be folded without Mg<sup>2+</sup>. However, when the folded origami is exchanged into an Mg<sup>2+</sup>-free buffer, its structural integrity changes depending on its super/globular structure and buffer composition. For example, the 6-helix bundle retains its folded structure when exchanged into Tris, Tris-acetic acid-EDTA (TAE), and phosphate buffers, while the 24-helix bundle remains intact only in Tris buffer. Similar results were observed for a tubular origami, which retained its folded structure when exchanged into the crystallization buffers of various proteins, such as HEPES, PEPES, and 2-(N-morpholino)ethanesulfonic acid (MES). The presence of phosphate buffers and EDTA in TAE can competitively replace the origami-bound Mg<sup>2+</sup>,

thereby destabilizing the structure. The structure-dependent denaturation of origami in low magnesium tissue culture medium was also reported. Regarding other cations, origami is unstable in the presence of K<sup>+</sup>, Ca<sup>2+</sup>, and NH<sub>4</sub><sup>+</sup>, which are usual supplements in protein crystallization buffers. Overall, these findings indicate that Mg<sup>2+</sup> is necessary to ensure the folded structure, while the ionic strengths in physiological conditions are much lower than needed to ensure origami stability. The typical Mg<sup>2+</sup>, Na<sup>+</sup>, and K<sup>+</sup> concentrations in cell culture media are 0.04-0.8, 150, and 5.5 mM, respectively, making this environment unsuitable for origami materials. Not only in biological applications, but also in material applications such as spray coating, low magnesium is required. Therefore, it is essential to develop methods to stabilize DNA origami nanomaterials for diverse applications, especially when dealing with enzymes involved in biomass energy conversion.

### 2. Approaches to increase the stability of DNA origami nanomaterials

The presence of nicks in the phosphate backbone of staple strands is one of the primary reasons for the instability of origami materials. While increasing the length of the staple strands could improve thermal stability, it could also create practical challenges, such as higher synthetic costs, decreased product yield and purity, and limitations on the maximum length of synthetic oligo DNAs. Several methods have been attempted to address the stability issues of origami materials. Some methods that have been reported include photo-cross-linking by 8-methoxypsoralen<sup>3</sup> and the formation of cyclobutane pyrimidine dimers<sup>7</sup> to introduce covalent linkages. However, these methods are not suitable where native-like DNA is anticipated, as they introduce chemical cross-links to the DNA strands. Also, the irradiation of UV light for 1 to 2 h often leads to DNA damage. Additionally, coating with lipid bilayers, virus capsids, other proteins, cationic polymers, and spermidine has been attempted. In addition to these non-natural treatments, we have demonstrated the optimal conditions for enzymatic ligation of staple nicks in 2D origami. However, this method resulted in only 31-55% ligation efficiency, and thermal stability improved by only 5-20°C,



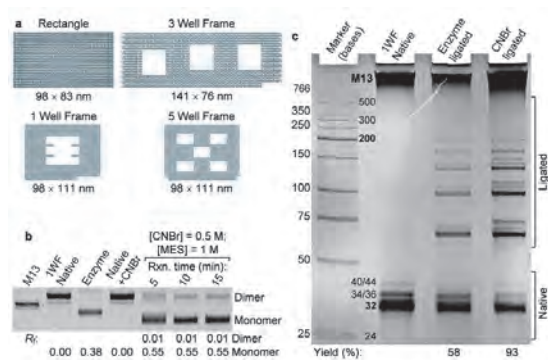


Figure 1. a) DNA origami nanomaterials used in this study. b) Characterization of the chemical ligation by AGE. c) Estimation of the ligation efficiency by PAGE.

depending on the structure. The only other ligation method reported for full-size origami is chemical ligation by *N*-(3-dimethylaminopropyl)-*N'*-ethylcarbodiimide (EDC). Despite being an interesting demonstration, this method requires tedious processes. Batch modification of the 3'-end of all the ~226 staples is necessary, amino-modified ddNTPs and terminal deoxynucleotidyl transferase are required in addition to T4 polynucleotide kinase (PNK), and the method also releases isourea as a by-product. Moreover, this method creates an unnatural backbone linkage with an amino group at each ligation site that can be readily cleaved upon treatment with mild acids. Thus, to improve the stability of DNA origami, we have recently performed enzymatic ligation<sup>9</sup> and cosolvent-assisted enhancement in enzymatic ligation. However, these methods do not work for 3D DNA origami and require overnight for the reaction to complete. Thus, we aimed to perform the chemical ligation of DNA origami. To carry out this research, we collaborated with Prof. Takashi Morii's group at the Biofunctional Chemistry Research Section of the Advanced Energy Utilization Division.

### 3. Chemical ligation of DNA origami nanomaterials

The chemical ligation process was carried out using CNBr on four different types of 2D square lattice DNA origami, including rectangle (Rec),<sup>1</sup> 1 (1WF),<sup>10</sup> 3 (3WF),<sup>11</sup> and 5 well-frame (5WF),<sup>12</sup> as shown in Figure 1a. Agarose gel electrophoresis (AGE) was used to characterize the ligation reaction. As illustrated in Figure 1b, the chemically ligated origami migrated faster compared to the native and enzymatically ligated origami. This clearly indicates that the chemical ligation method is more efficient compared to the other methods mentioned above. Moreover, the chemical ligation reaction was completed within 5 min, highlighting the advantage over enzymatic ligation, which typically requires over-

night reaction time for saturation. To optimize the ligation yield, reaction conditions were carefully adjusted. As a result, the highest possible ligation efficiency, exceeding 90%, was achieved under the optimized conditions (Figure 1c). This ligation method not only improves the thermal stability up to 30°C but also enhances stability during electrophoresis and subsequent extraction, as well as provides resistance against nuclease and cell lysate. In addition to its superior efficiency, this method is straightforward and non-tedious, with a cost advantage over other methods, making it an attractive option.

### 4. Conclusions

In summary, our study demonstrates the use of chemical ligation as an efficient method for nick ligation in DNA origami nanomaterials. By optimizing the reaction conditions, we were able to ligate staple nicks in origami with near-quantitative yields. This method was successfully tested on four different DNA origami structures. The advantages of using CNBr-mediated ligation include a faster reaction time of just 5 min, along with quantitative reaction yields and native phosphate ligation. Additionally, the ligation of origami using this method enhances its stability against thermal treatments, during electrophoresis and purification, as well as providing resistance against nuclease and cell lysate. Overall, our findings suggest that chemical ligation is a highly effective method for achieving efficient and stable nick ligation in DNA origami, with potential applications in biomass-related enzymes in particular and in nanotechnology, biophysics, and synthetic biology in general.

### 5. References

1. P. W. K. Rothemund, *Nature* **2006**, *440*, 297-302.
2. A. Rajendran, E. Nakata, S. Nakano, T. Morii, *ChemBioChem* **2017**, *18*, 696-716.
3. Rajendran et al., *J. Am. Chem. Soc.* **2011**, *133*, 14488-14491.
4. S. Ramakrishnan, H. Ijas, V. Linko, A. Keller, *Compu. Struct. Biotechnol. J.* **2018**, *16*, 342-349.
5. H. Bila, E. E. Kurisinkal, M. M. C. Bastings, *Biomater. Sci.* **2019**, *7*, 532-541.
6. A. Rajendran, M. Endo, H. Sugiyama, *Chem. Rev.*, **2014**, *114*, 1493-1520.
7. T. Gerling, M. Kube, B. Kick, H. Dietz, *Sci. Adv.* **2018**, *4*, eaau1157.
8. P. O'Neill, P. W. K. Rothemund, D. K. Fygenson, *Nano Lett.*, **2006**, *6*, 1379-1383.
9. A. Rajendran, K. Krishnamurthy, A. Giridasappa, E. Nakata, T. Morii, *Nucleic Acids Res.* **2021**, *49*, 7884-7900.
10. M. Endo, Y. Katsuda, K. Hidaka, H. Sugiyama, *J. Am. Chem. Soc.*, **2010**, *132*, 1592-1597.
11. T. A. Ngo, E. Nakata, M. Saimura, T. Morii, *J. Am. Chem. Soc.*, **2016**, *138*, 3012-3021.
12. E. Nakata, F. F. Liew, C. Uwatoko, S. Kiyonaka, Y. Mori, Y. Katsuda, M. Endo, H. Sugiyama, T. Morii, *Angew. Chem. Int. Ed.*, **2012**, *51*, 2421-2424.

## Collaboration Works

Rajendran Arivazhagan, Visvesvaraya Technological University (インド), Stabilization of DNA nanomaterials by enzymatic and chemical methods

Rajendran Arivazhagan, National Institute of Technology, Calicut (インド), DNA nanomaterials for the analysis of single molecular reactions

森井孝, Rajendran Arivazhagan, Vanderbilt University School of Medicine (アメリカ), Topoisomerase 反応の可視化

森井孝, 中田栄司, Rajendran Arivazhagan, Ewha Womans University (大韓民国), 小分子による酵素機構の解明

## Financial Support

### 1. Grant-in-Aid for Scientific Research

Rajendran Arivazhagan, Scientific Research (C), Retroviral integration into topologically-interlocked DNAs to probe the role of DNA structure and screen viral inhibitors, FY2021-FY2023

### 2. Others

Chuaychob, Surachada, (公財) ヒロセ財団, トリプレットリピート病の原因となるRNAタンパク質凝集体形成機構の解明と創薬スクリーニング

## Publications

A. Rajendran, K. Krishnamurthy, S. Park, E. Nakata, Y. Kwon, T. Morii, Topologically-interlocked minicircles as probes of DNA topology and DNA-protein interactions, *Chem. Eur. J.*, **2022**, e202200108.

A. Rajendran, K. Krishnamurthy, S. Park, E. Nakata, Y. Kwon, T. Morii, Journal front cover, *Chem. Eur. J.*, **2022**, e202200838.

A. Rajendran, K. Krishnamurthy, S. Park, E. Nakata, Y. Kwon, T. Morii, Cover profile, *Chem. Eur. J.*, **2022**, e202200839.

A. Joseph, A. Rajendran, A. Karithikeyan, B. G. Nair, Implantable microfluidic device: An epoch of technology, *Curr. Pharm. Des.*, **2022**, 28, 679-689.

A. Rajendran, S. Zhang, T. Morii, Functional nucleic acid-protein complexes: Application to fluorescent ribonucleopeptide sensors, *Handbook of Chemical Biology of Nucleic Acids*, **2022**.

## Presentations

A. Rajendran, K. Krishnamurthy, E. Nakata, T. Morii, Cosolvent improves the enzymatic ligation of DNA origami, The 102<sup>nd</sup> Annual Meeting of the Chemical Society of Japan, Online, 2022.03.23-26.

A. Rajendran, K. Krishnamurthy, E. Nakata, T. Morii, Efficient ligation of nicks in DNA origami, The 49th International Symposium on Nucleic Acids Chemistry, Tokyo University of Science, Katsushika Campus, 2022.11.02-04.



## Broad Band Energy Science Research Section

T. Kii, Associate Professor

F. Kin, Assistant Professor

### 1. Introduction

We are engaged in research aimed at new applications of energy over a wide range of spatiotemporal scales. For magnetic field energy and plasma energy, we are working on establishing powerful and precise magnetic field control methods, pioneering new local high field and strong gradient applications, optimizing fusion plasma confinement by magnetic fields, and clarifying plasma transport phenomena.

### 2. Generation of strong periodic magnetic field

Synchrotron radiation is produced when charged particles are accelerated. If the acceleration is periodically applied by a device that generates a periodic magnetic field, so called an undulator, intense synchrotron radiation can be obtained via interference. Therefore generation of strong and precise periodic magnetic field is quite attractive to develop high performance future synchrotron light sources. The resonant wavelength of the emitted radiation from planer undulator  $\lambda_R$  can be expressed using period length of the undulator  $\lambda_U$ , energy of the electron beam  $E$ , and the maximum transverse magnetic field strength of the undulator  $B_0$  as following equations (1) and (2).

$$\lambda_R [\text{\AA}] = \frac{\lambda_U}{2\gamma^2} \left( 1 + \frac{K^2}{2} \right)$$

$$\approx 13.056 \frac{\lambda_U [\text{cm}]}{(E [\text{GeV}])^2} \left( 1 + \frac{K^2}{2} \right) \quad (1),$$

$$K = \frac{e \cdot B_0 \cdot \lambda_U}{2\pi \cdot m_0 \cdot c} \approx 93.36 B_0 [T] \cdot \lambda_U [m] \quad (2).$$

Here,  $\gamma$  is the Lorentz factor,  $K$  is the undulator parameter which determines property of radiation,  $e$  is the charge of the electron,  $m_0$  is the mass of electron, and  $c$  is the speed of light. The unit of wavelength is  $\text{\AA}$ , undulator period length is cm, electron energy is GeV, and magnetic field is Tesla respectively. According to Eq. (1), use of high energy electron beam is essential to generate short wavelength synchrotron lights. Thus, high brightness hard X-ray higher than 10 keV, which play an important role in material science, has been provided mainly at 6-8 GeV-class large synchrotron radiation facilities such as SPring-8 or high-energy

linac facilities such as SACLA. In order to increase usability of the hard X-ray, new innovative technology for generation of hard X-rays in a compact and energy-saving 3 GeV-class accelerator facilities is desired. Therefore, we focused on bulk superconductors, which can handle ultra-high currents, and have been working on an innovative undulator that enable to generate hard X-ray even at the 3 GeV-class accelerator facility.

The new undulator consists of stacked bulk high critical temperature superconductor array and a 6 T superconducting solenoid magnet. In this year, we have developed a hybrid array structure consisting bulk GdBaCuO superconductor and vanadium permendur. Photograph of the new undulator prototype and the hybrid array is shown in fig. 1, and on axis undulator field measured at 10 K is shown in fig. 2. This is the world highest level of the periodic magnetic field.




Fig. 1 (a) Photograph of the new undulator prototype and (b) the new hybrid stacked array.

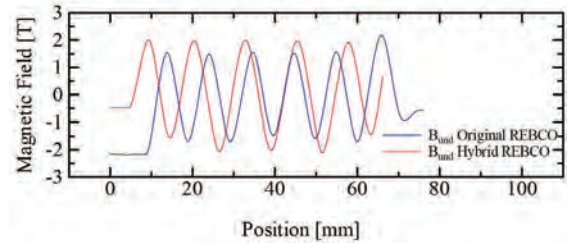


Fig. 2 Undulator field using the hybrid array of GdBaCuO bulk super conductor and vanadium permendur (red line: Hybrid REBCO) is stronger than that of conventional GdBaCuO bulk superconductor array (blue line: Original REBCO). Fluctuation of peak field strength is slightly reduced.

### 3. Direct sampling ECE radiometer for investigate avalanching transport in magnetized plasmas

The magnetic confinement nuclear fusion is one of the promising energies to realize a sustainable society. Over many years, the study of plasma confinement has been the central issue of magnetic fusion research. The widely known problem is called power degradation: the degradation of energy confinement time ( $\tau_E$ ) against heating power ( $P$ ), i.e.,  $\tau_E \propto P^{-0.6 \pm 0.1}$ . Due to the power degradation, the plasma heating for achieving fusion reaction becomes inefficient. The origin of power degradation is caused by turbulence, which is present a broad range of scales. Although the variety of dynamics due to the nonlinearity of turbulence makes the system complex, the recent studies predict the significant amount of avalanching transport, which is based on the self-organized criticality [1,2]. In this year, we have work on the study of turbulence and avalanching transport in the experimental device, Heliotron J.

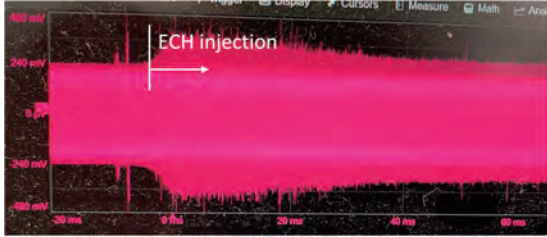


Fig. 3 A waveform of ECE obtained by the GHz sampling DSO.

The electron cyclotron emission (ECE) is one of the promising diagnostics to measure electron plasma temperature ( $T_e$ ). Because avalanching transport ranges from micro to macro scale, the high spatial resolution is necessary for the measurement. In this year, we tested the direct sampling of the intermediate frequency (IF) of ECE radiometry. This technique has advantages to the previous filter-bank type of radiometer in the point that the spatio-temporal resolution and signal-to-noise ratio (SNR) can be adjusted after the data acquisition [3]. The GHz sampling digital storage oscilloscope (DSO) with a sampling rate of 80GHz, a band width of 36GHz and a record length of 2Gpts are tested for the measurement. At the front-end, the local oscillator of 56GHz is used for down-converting the radio frequency (RF) waves to IF with single-side-band. Thus, the RF waves from 56GHz to 98GHz ( $f_{IF} = 0-36$ GHz) are simultaneously measured by the DSO (Fig. 3). The relation between spatio-temporal resolution and SNR, which is based on the radiometer equation, was confirmed from the measurement data. We also investigated the effect of noise from electron cyclotron heating (ECH). The correlations between ECH radiation (70GHz) and other IF channels show no-correlation, which indicates the ECE system is not directly suffered by the ECH noise.

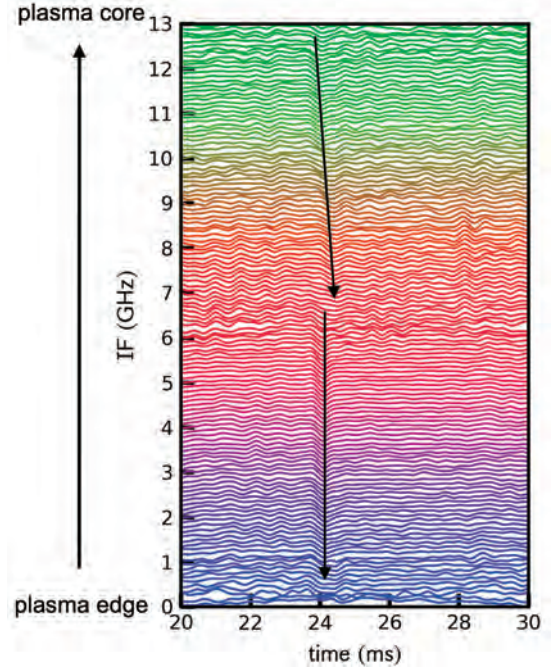


Fig. 4 Temporal evolution of direct sampling ECE radiometer observed in Heliotron J. The large-scale avalanche-like dynamics is indicated as the black arrow.

Figure 4 shows the spatio-temporal evolution of ECE fluctuations. The interval of IF frequency, which corresponds to the spatial location, is set to 0.1 GHz. This is roughly equivalent to the spatial resolution of  $\Delta(r/a) \sim 0.008$ . As shown in Fig. 4, the large scale (almost half of the plasma radius) of avalanche-like events are shown with slowly propagating ( $\sim 160$  m/s) and rapidly propagating (almost simultaneous) features. The temporal dynamics of avalanches are found as a signature of  $1/f$  type of ECE spectrum. We also found the  $1/f$  spectrum is increased against the increases of heating power, which suggest the cause of power degradation.

#### Acknowledgement

These researches were partly supported by grants from JSPS KAKENHI (JP22H03870) and (20K14446).

#### References

- [1] W. Wang et al., *Nucl. Fusion*, **60**, 066010 (2020).
- [2] F. Kin et al., *Nucl. Fusion*, **63**, 016015 (2023).
- [3] W. A. Bongers et al., *Rev. Sci. Instrum.*, **82**, 063508 (2011).

## Financial Support

### Grant-in-Aid for Scientific Research

紀井俊輝, 基盤研究(B), バルク超伝導体アンジュレータへの電子ビーム入射

金史良, 若手研究, トカマクプラズマにおける内部輸送障壁の大域的応答の解明

## Publications

Y. Uozumi, T. Furuta, Y. Yamaguchi, H. Zen, T. Kii, H. Ohgaki, E. Velicheva, V. Kalinnikow, Z. Tsamalaidze, P. Evtoukhovitch, Study of crystalline scintillator response with development of single-electron beam of 2–6 MeV at KU-FEL, *Journal of Nuclear Science and Technology*, 2023

H. Ohgaki, K. Ali, T. Kii, H. Zen, M. Fujimoto, Y. Taira, T. Hayakawa, T. Shizuma, Generation of Flat-Laser Compton Scattering Gamma-ray Beam in UVSOR, *IPAC2022 - Proceedings, THPOMS046*, 2022

全炳俊, 紀井俊輝, 大垣英明, 京都大学自由電子レーザ施設の現状, *Proceedings of the 19th Annual Meeting of Particle Accelerator Society of Japan*, 1079-1083, 2023

紀井俊輝, 富田優, 赤坂友幸, バルク MgB<sub>2</sub> を用いた超伝導アンジュレータ試験機の開発, *Proceedings of the 19th Annual Meeting of Particle Accelerator Society of Japan*, 545-547, 2023

H. Arakawa, M. Sasaki, S. Inagaki, M. Lesur, Y. Kosuga, T. Kobayashim F. Kin, T. Yamada, Y. Nagashima, A. Fujisawa, K. Itoh, Formation Process of a Solitary Vortex in a Zonal Flow Drift-Wave Dynamics, *Plasma and Fusion Research*, 17, 1301106, 2022

F. Kin, K. Itoh, T. Bando, K. Shinohara, N. Oyama, M. Yoshida, K. Kamiya, S. Sumida, Experimental evaluation of avalanche type of electron heat transport in magnetic confinement plasmas, *Nuclear Fusion*, 63, 1, 016015, 2023

## Presentations

紀井俊輝, 富田優, 赤坂友幸, バルク MgB<sub>2</sub> アレイを用いた周期交替磁場の生成, 2022 年度第 103 回春季低温工学・超伝導学会研究発表会, タワーホール船堀, 2022.6.21

大垣英明, Khaled Ali, 紀井俊輝, 全炳俊, 早川岳人, 静間俊行, 藤本将輝, 平義孝, Generation OF Flat-Laser Compton Scattering Gamma-Ray Beam in

UVSOR: Simulation Study, 日本原子力学会 2022 年秋の大会, 茨城大学日立キャンパス, 2022.9.8

全炳俊, 紀井俊輝, 大垣英明, 京都大学自由電子レーザ施設の現状, 第 19 回日本加速器学会年会, Online, 2022.10.18-19

紀井俊輝, 富田優, 赤坂友幸, バルク MgB<sub>2</sub> を用いた超伝導アンジュレータ試験機の開発, 第 19 回日本加速器学会年会, Online, 2022.10.18-19

大垣英明, 全炳俊, 紀井俊輝, 早川岳人, 静間俊行, 平義隆, 藤本将輝, アリ カレド, UVSOR における F-LCS ガンマ線ビーム発生に関する研究: 実験, 日本原子力学会 2023 年春の年会, 東京大学駒場キャンパス, 2023.3.14

元木貴則, 三輪将也, 仙波実怜, 近藤莉帆, 下山淳一, 紀井俊輝, SDMG 法 REBCO 熔融凝固バルクの中低温捕捉磁場特性, 第 70 回応用物理学会春季学術講演会, 上智大学 四谷キャンパス+オンライン, 2023.3.16

宍倉文夫, 全炳俊, 早川建, 小松崎良将, 早川恭史, 境武志, 野上杏子, 高橋由美子, 田中俊成, 紀井俊輝, 大垣英明, ザリガニの複眼からコオロギの複眼へ: 中赤外線反応の普遍性と反応の生物学的意義を求めて, 令和 4 年度 LEBRA ユーザーミーティング, 日本大学理工学部船橋校舎, 2023.3.22

小林進二, 永岡賢一, 稲垣滋, 長崎百伸, 伊藤龍志, 藤田智大, 山戸瞭雅, 大垣英明, 紀井俊輝, 全炳俊, 岡田浩之, 大島慎介, 門信一郎, 南貴司, 木島滋, 水内亨, ヘリオトロン型磁場配位で観測される統計加速現象におけるエネルギー拡散過程, 日本物理学会 2023 年春季大会, Online, 2023.3.23

永島芳彦, 藤澤彰英, 山崎広太郎, 稲垣滋, 文贊鎬, 金史良, 河内裕一, 荒川弘之, 山田琢磨, 小林達哉, 糟谷直宏, 小菅佑輔, 佐々木真, 井戸毅, 発光信号トモグラフィによる規格化電子温度・電子密度揺動推定, 日本物理学会 2022 年秋季大会, 東京工業大学, 2022.9.12-15

戸羽佑輔, 南貴司, 安原亮, 釦持尚輝, 邱徳川, 松谷遼, 寺田凱, 高橋千尋, 金史良, 門信一郎, 大島慎介, 小林進二, 木島滋, 稲垣滋, 長崎百伸, 発光信号トモグラフィによる規格化電子温度・電子密度揺動推定, 第 39 回プラズマ・核融合学会年会, 富山国際会議場, 2022.11.22-25

近藤恭斗, 大島慎介, 桑原大介, 井下圭, 南貴司, 門 信一郎, 小林進二, 木島滋, 水内亨, 岡田浩之, 稲垣滋, 金史良, 長崎百伸, ヘリオトロン J におけるドップラー反射計を用いた周辺磁気島領域の径電場分布計測, 第 39 回プラズマ・核融合学会年会,

富山国際会議場, 2022.11.22-25

P. Zhang, S. Ohshima, H. Zhao, S. Kobayashi, S. Kado,  
T. Minami, F. Kin, A. Miyashita, A. Iwata, Y. Kondo, D.  
Qiu, C. Wang, M. Luo, S. Konoshima, S. Inaga, H. Okada,  
T. Mizuuchi, K. Nagasaki, Construction and initial result  
of the 320 GHz interferometer system in Heliotron J, 第  
39 回プラズマ・核融合学会年会, 富山国際会議場,  
2022.11.22-25

## Environmental Microbiology Research Section

T. Hara, Program-Specific Professor


Y. Takatsuka, Program-Specific Associate Professor

## 1. Introduction

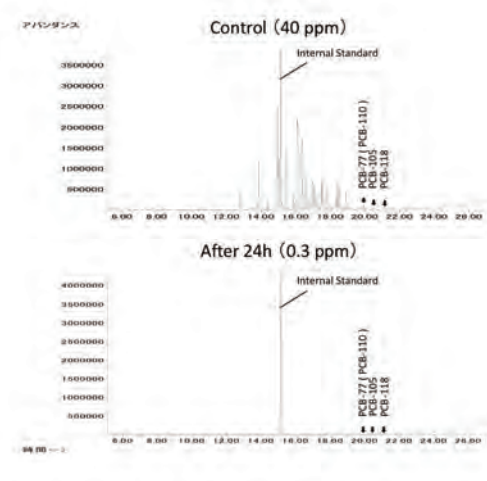
There is a very close relationship between energy resource consumption and environmental protection, becoming an essential research issue for developing a sustainable society. We still heavily rely on fossil energy, and there is concern that emitted greenhouse gases break the harmony of the global environment. Besides, we need a great deal of energy to fix environmental pollution that continues to be the shadow of civilization's progress due to the energy consumption of fossil fuels. As one of the solutions, we will develop a practical method using 'enzymes' derived from environmental microorganisms with high energy utilization efficiency in catabolism. Also, we are remarking on sustainable food production methods, which are the energy of life. We are globally working with academics, biotechs, and university start-ups to network research toward the social implementation of our technologies.

### 2-1. Two-compositely microbial catalyst efficiently degraded polychlorinated biphenyls.

Polychlorinated biphenyls (PCBs) are well-known environmental pollutants broadened in all living environments. Biphenyl dioxygenase (BDO) plays a crucial role in the degradation of PCBs. BDO catalyzes the incorporation of two oxygen atoms into the aromatic ring of PCB, which induces the aromatic ring cleavage. Significantly, we developed the composite type of catalytic enzyme consisting of the two BDOs



**Figure 1.** The composite BDOs-microbial catalyst was evaluated in the dedicated experimental bioreactor with the device of oxygen microbubble generation.



**Figure 2.** The data from the gas chromatography-quadrupole mass spectrometer showing the PCBs degradation by the composite BDOs-microbial catalyst.

with different substrate specificities; moreover, we developed the bioreactor for generating oxygen microbubbles that enhance the enzymatic activities BDOs (Figure 1). As a result, we succeeded in constructing the practical system that degraded 99.3% of 40 mg L<sup>-1</sup> of major commercial PCBs (Kenechrol KC-300 and KC-400) in 24 hours (Figure 2). Moreover, this result achieved the waste disposal standard defined by the Ministry of the Environment Government of Japan.

### 2-2. Several bacterial species associated with PCBs dechlorination were genetically identified on PCBs contaminated sites.

To extend further the composite degrading reaction of PCBs, we have been trying to create a unique artificial enzyme that dechlorinates PCBs by two-electron reduction. Here, we collected fresh-water sediments from the contaminated site with PCBs in the Osaka area and investigated whether the bacteria associated with PCBs dechlorination exist. As a result, it was estimated that *Dehalobacter* sp. and *Desulfitobacterium* sp. by 16S rRNA gene phylogenetic analysis. Wang and He (Environ Sci Technol, 2013) reported that '*Deharobacter*' dechlorinates penta-/hexachlorinated biphenyls and '*Desulfitobacterium*'



dechlorinates tetra-chlorinated biphenyls hydroxylated at the para position. We succeeded in preparing the media for growing these particular bacterial species and their cultivation method. Besides, we also observed that these two bacterial species reduce PCBs in the artificial model of the polluted environment. Even today, repeated long-term observation is being made to confirm whether the result is correct.


### 3-1. Discovery of a novel anti-filamentous fungal protein secreted by *Rhizoctonia solani*.

*Rhizoctonia solani* is a filamentous fungus belonging to the phylum Basidiomycota and displays a polyxeny plant-necrotizing pathogenicity that is well known to cause severe diseases in many crops, including rice sheath blight which seriously damages paddy-rice production. The infection mechanism of this phytopathogenic filamentous fungus has not yet been fully elucidated, but when wheat bran is added to the growth medium, it is characterized by the secretion of glycosidases that lyse the cell walls of plants and fungi. We discovered a novel protein with a molecular weight of approximately 10 kDa that exhibits anti-filamentous fungal activities in the secretion of *R. solani* cultured with wheat bran as a solid medium. The results were reported for the first time this year at the 2023 Annual Meeting of the Japan Society for Bioscience, Biotechnology, and Agrochemistry<sup>1</sup>. This protein inhibited the growth of *Fusarium fujikuroi*, another phytopathogenic filamentous fungus belonging to the phylum Ascomycota; moreover, it was suggested that this protein also inhibited conidium formation and germination of *F. fujikuroi*. However, this protein did not inhibit the growth of *Saccharomyces cerevisiae*, a yeast that belongs to the same phylum Ascomycota as *F. fujikuroi* but is different from filamentous fungi. A BLAST search of this protein's partial amino acid sequence revealed by amino acid sequence analysis suggested that it is a protein of unknown function. Likewise, the whole genome sequence of the *R. solani* strain producing this protein was analyzed, and a BLAST search of the deduced full-length amino acid sequence also suggested that it is a protein of unknown function. Based on the above process and sequence analysis of the cDNA encoding this protein, this protein's complete amino acid sequence was 122 residues, and the amino acid sequence of the mature protein, excluding the presumed signal peptide sequence, was 88 residues. As a result, the molecular weight of this protein was estimated to be 9648.24. This mature protein's primary amino acid sequence has a unique structural feature that has never been reported. Specifically, this protein consisting of 88 residues had a double-repeat structure of 41 residues with extremely high homology (92%) across the central 6 amino acid residues. The functional role of such repetitive sequences is generally still poorly understood. We named this anti-filamentous fungal

protein "**Double-Repeating Homologous Sequence Anti-Fungal Polypeptide (DRHS-AFP)**."

### 3-2. Preparation of a recombinant DRHS-AFP and evaluation of its anti-filamentous fungal spectrum.

We constructed a genetically recombinant protein expression system for DRHS-AFP. The DRHS-AFP gene encoding the 88 residues of the mature protein with the additional initiation methionine was amplified by using PCR. Then, the DRHS-AFP expression plasmid, pEp10, was constructed by inserting the DRHS-AFP gene into the *E. coli* expression vector pET-15b and *E. coli* host strain BL21(DE3) was transformed with pEp10. The anti-filamentous fungal activity of the recombinant DRHS-AFP was evaluated against some plant pathogenic filamentous fungi, *F. fujikuroi* (Figure 3), *Fusarium solani*, *Pyricularia oryzae*, *Trichoderma viride* (from the phylum Ascomycota), *Pythium* sp. (the phylum Oomycota), *Rhizoctonia solani* (the phylum Basidiomycota), and *Rhizopus microsporus* (the phylum Zygomycota). As a result, it was shown that the genetically recombinant DRHS-AFP had a growth suppressive effect only on 4 strains of filamentous fungi belonging to the phylum Ascomycota and that the genetically recombinant DRHS-AFP had an anti-filamentous fungal activity comparable to that of the native DRHS-AFP.



**Figure 3. The anti-filamentous fungal activity of genetically recombinant DRHS-AFP.**

#### < Reference >

1. Kawamura S., Arima K., Takatsuka Y., Yamagishi J., Hara T., Isolation of a novel 10 kDa anti-fungal protein that specifically acts on filamentous fungi of Ascomycota., the 2023 annual meeting of the Japan Society for Bioscience, Biotechnology, and Agrochemistry., March 15, 2023, webinar.

## Collaboration Works

原富次郎, 高塚由美子, Lamont Doherty Earth Observatory-Columbia University (アメリカ), ポリ塩化ビフェニル類を分解する微生物とその由来酵素

原富次郎, 高塚由美子, Department of Civil and Environmental Engineering-National University of Singapore (シンガポール), ポリ塩化ビフェニルを脱塩素化する細菌

原富次郎, 高塚由美子, 東京農業大学 (日本) 微生物生産物質による抗菌性評価試験の委託

原富次郎, 高塚由美子, 大阪大学産業科学研究所 (日本), DRHS-AFP の薬剤排出ポンプに対する阻害性調査

## Financial Support

### 1. Grant-in-Aid for Scientific Research

原富次郎, 基盤研究(C), 高塩素置換型ポリ塩化ビフェニル類の還元的脱塩素化を大気下で実現させる (分担金)

高塚由美子, 基盤研究(C), 高塩素置換型ポリ塩化ビフェニル類の還元的脱塩素化を大気下で実現させる

### 2. Others

原富次郎, シミックホールディングス (株), 薬用植物栽培を軸とした地方活性化のための共同研究

原富次郎, 日本医療研究開発機構, 新メソッドによる薬用ニンジン品質評価を軸とした伝統的栽培法数値化と効率的生産法の開発(AMED 原資)

原富次郎, 日本医療研究開発機構, 新メソッドによる薬用ニンジン品質評価を軸とした伝統的栽培法数値化と効率的生産法の開発 (企業原資)

原富次郎, 東洋ガラス (株), 環境微生物の探索と機能解明の研究のため

原富次郎, (株) 竹中工務店, 環境微生物の探索と機能解明の研究のため

原富次郎, (株) オーガニック・ソリューションズ・ジャパン, 抗食品危害真菌物質の探索

## Publications

T. Hara, Y. Takatsuka, Aerobic polychlorinated biphenyl-degrading bacteria isolated from the Tohoku region of Japan are not regionally endemic, *Canadian Journal of Microbiology*, 68, 3, 191-202, 2022

大平剛, 豊田賢治, Nguyen Thi Van Anh, 高塚由美子, 原富次郎. ホワイトレググシュリンブの脱皮抑制ホルモンの探索. *Science Journal of Kanagawa University*, 33, 81-84, 2022.

## Presentations

Y. Emata, T. Fujimaki, Y. Takatsuka, T. Hara, K. Yokota, Characterization of fengycin, cyclic lipopeptides, derived from *Bacillus subtilis* YAE51, ISSAAS International Seminar & Congress 2022, IPB International Convention Center (IICC) Bogor, Indonesia, 2022.11.3-5

坂山ひなた, 高塚由美子, 米田基人, 近藤美弥, 松本真悟, 原富次郎, 島根県大根島における薬用人参共生アーバスキュラー菌根菌の調査, 日本農芸化学会 2023 年度大会 (広島), Online, 2023.3.14-17

川村祥太, 有馬圭汰, 高塚由美子, 山岸純一, 原富次郎, 子囊菌門糸状菌に特異的に作用する新奇な 10 kDa 抗真菌蛋白質の単離, 日本農芸化学会 2023 年度大会 (広島), Online, 2023.3.14-17

尾道祐子, 高塚由美子, 横田健治, 原富次郎, 微生物分泌性物質によるコーヒーベリー病防除の可能性, 日本農芸化学会 2023 年度大会 (広島), Online, 2023.3.14-17



## Integrated Research Center for Carbon Negative Energy Science

T. Nohira, Professor

K. Kondo, Program-Specific Associate Professor

### 1. Introduction

To achieve carbon neutrality in 2050, it is necessary to create a new energy system which includes an active carbon dioxide fixation process in addition to "zero emission" technology. In this research center, we are investigating such carbon negative technologies. Specifically, we are engaged in research to convert carbon dioxide into useful materials using renewable energy, biomass, etc.

In this fiscal year, we have investigated the conversion of CO<sub>2</sub> into diamond by molten salt electrochemical process. We have also studied the activity of fungal glucuronoyl esterase to cleave ester linkages in lignin-carbohydrate complex.

### 2. Conversion of CO<sub>2</sub> into diamond by molten salt electrochemical process

As a carbon negative technology, not only the CO<sub>2</sub> capture and storage (CCS) but also the CO<sub>2</sub> capture and utilization (CCU) will play an important role in the future. Here, electrochemical CO<sub>2</sub> conversion technology in molten salt is considered to be one of the promising candidates for CCU [1,2]. In this study, we aimed to convert CO<sub>2</sub> into diamond, which is one of the most valuable carbon materials. As a first step, we investigated the electrochemical synthesis of diamond in molten LiCl–KCl systems containing K<sub>2</sub>CO<sub>3</sub> and KOH, based on the premise that CO<sub>2</sub> dissolves as CO<sub>3</sub><sup>2-</sup> in molten salts containing O<sup>2-</sup>. We used micro-Raman spectroscopy and scanning electron microscopy (SEM) to confirm that the deposits obtained by electrolysis were diamond. As a second step, we attempted the electrochemical synthesis of diamond using CO<sub>2</sub> as the actual raw material. Here, we also bubbled H<sub>2</sub>O into the molten salt to produce KOH.

Cyclic voltammetry and potentiostatic electrolysis were performed after adding K<sub>2</sub>CO<sub>3</sub> and KOH to LiCl–KCl eutectic melts under an Ar atmosphere at 973 K. The working electrode was a Ni flag ( $\Phi$  3 × 0.1 mm) or Ni plate (5 mm × 10 mm × 0.1 mm), the counter electrode was a glass-like carbon rod, and the reference electrode was an Ag<sup>+</sup>/Ag electrode. The potential was calibrated with Li<sup>+</sup>/Li potential. After electrochemical measurements were performed, samples were prepared by potentiostatic electrolysis using the Ni plate electrodes. In the case where CO<sub>2</sub> was used as a raw material, LiCl–KCl eutectic molten salt containing Li<sub>2</sub>O was prepared, and CO<sub>2</sub> and H<sub>2</sub>O were bubbled into it in predetermined

amounts, respectively. After electrochemical measurements, potentiostatic electrolysis was performed to prepare samples. The obtained samples were analyzed by SEM, EDX, and micro-Raman spectroscopy.

First, electrochemical measurements in baths containing only K<sub>2</sub>CO<sub>3</sub>, only KOH, or both indicated that carbon deposition and hydrogen evolution proceed simultaneously in the potential range more negative than 1.2 V. Then, samples were prepared by potentiostatic electrolysis using Ni plate electrodes at 1.0 to 1.2 V (vs. Li<sup>+</sup>/Li). As an example, the surface SEM image of a deposit obtained at 1.1 V is shown in Fig. 1a. The EDX analysis of this area showed that only C and Ni from the substrate were detected. The result of micro-Raman spectroscopy of the sample is shown in Fig. 1b, which shows a spectrum characteristic of diamond with a sharp peak at 1332 cm<sup>-1</sup>. Based on the results of these three analyses, the electrochemically synthesized angular particles were identified as diamond.

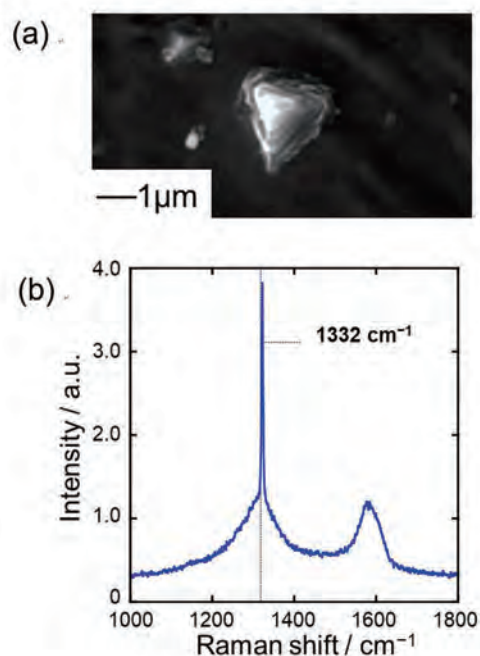


Fig. 1 (a) An SEM image and (b) a Raman spectrum of the sample obtained by potentiostatic electrolysis of a Ni plate electrode in molten LiCl–KCl–K<sub>2</sub>CO<sub>3</sub>–KOH at 973 K.

Second, CO<sub>2</sub> gas and H<sub>2</sub>O gas were introduced in molten LiCl–KCl containing O<sup>2-</sup> ions. After that, potentiostatic electrolysis was performed at 1.0 to 1.2 V (vs. Li<sup>+</sup>/Li). In samples prepared at 1.2 V, we observed a peak at 1332 cm<sup>-1</sup> attributed to diamond, as well as broad peaks attributed to the D-band and G-band of amorphous carbon. The obtained deposits are considered to be a mixture of diamond and amorphous carbon.

### 3. Activity of fungal glucuronoyl esterase to cleave ester linkages in lignin-carbohydrate complex

A major component of woody biomass is a lignin-carbohydrate complex which is formed by associations of lignin, hemicellulose, and cellulose. Lignin is an attractive aromatic resource for the production of various materials. Hemicellulose and cellulose can also be utilized to produce biofuels and multiple materials. However, the recalcitrant structure of the lignin-carbohydrate complex is an obstacle to the efficient utilization of woody biomass. In the lignin-carbohydrate complex, the association of lignin and hemicellulose is strengthened by covalent cross-linkages such as ether, ester, and phenyl glycoside linkages. Among these linkages, ester linkages formed between lignin and glucuronoxylan are often found in hardwood biomass, where glucuronoxylan is a main hemicellulose component. Glucuronoyl esterase (GE) is an enzyme that catalyzes the hydrolysis of the ester linkage, thereby weakening the association of lignin and glucuronoxylan (Fig. 2).

We previously identified a fungal GE which exerts high catalytic efficiency toward a model substrate, benzyl glucuronate. Although the GE can be prepared by yeast expression system, its yield (0.16 mg/L-culture) was insufficient for the investigation of GE activity toward natural substrates. This year, we improved the purification procedure for the GE. As a result, the yield of the GE reached 3.65 mg/L-culture. Therefore, a 28-fold increase in the yield was achieved.

We then investigated the activity of the GE toward ester linkage in the natural woody biomass. Firstly, a biomass fraction rich in the ester linkage was extracted from beech wood powder. From the extracted fraction, multiple signals of ester linkage were observed by NMR spectroscopy, which suggested the existence of various structures of lignin or hemicellulose proximal to the ester linkage (Fig. 3a). Next, enzymatic reaction by the GE toward the extracted fraction was performed. Intensities of some ester linkage signals were reduced by the reaction (Fig. 3-2b, labeled with asterisks), which indicated successful cleavage of ester linkages catalyzed by the GE. Exceptionally, the intensity of one ester linkage signal was not changed by the reaction (Fig. 3b, labeled with an arrow head). This result suggested that GE could not cleave the ester linkage giving this signal. The proximal structure of lignin or hemicellulose to this ester linkage may prevent GE activity due to steric hindrance. Our NMR analysis

demonstrated the GE activity to cleave ester linkages in the lignin-carbohydrate complex extracted from natural beech wood. In addition, an insight into the preference of substrate structure for GE activity was obtained.

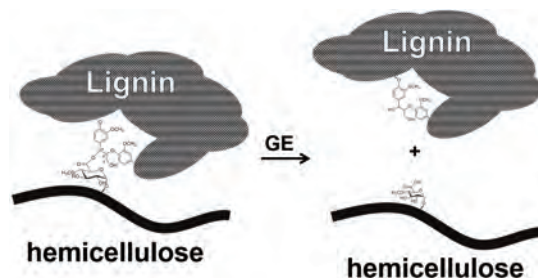


Fig. 2. Cleavage of ester linkage between lignin and hemicellulose.

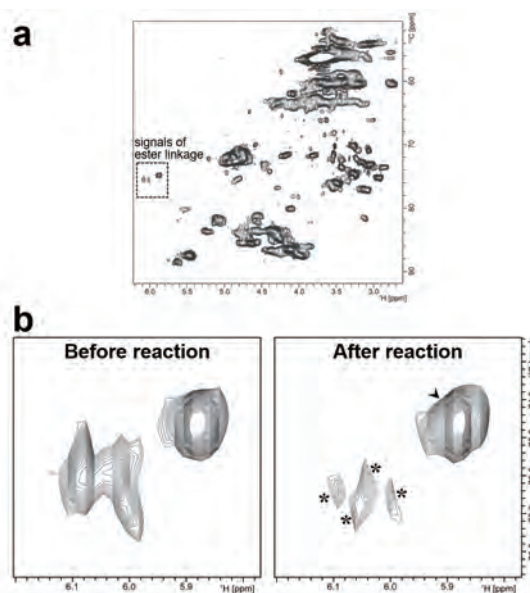


Fig. 3. NMR spectrum of extracted lignin-carbohydrate complex fraction (a) and ester linkage signals before and after the reaction by the GE (b).

### Acknowledgement

These researches were partly supported by grant to T. N. from JSPS KAKENHI (21K19024).

### References

- [1] H. Yin, X. Mao, D. Tang, W. Xiao, L. Xing, H. Zhu, D. Wang, D. R. Sadoway, *Energy Environ. Sci.*, **6**, 1538 (2013).
- [2] Y. Chen, M. Wang, J. Zhang, J. Tu, J. Ge, and S. Jiao, *J. Mater. Chem. A*, **9**, 14119 (2021).

## Collaboration Works

野平俊之, コスモ石油-京都大学, 「熔融塩電解による CO<sub>2</sub> の炭素固定化技術」に関する研究

## Financial Support

### 1. Grant-in-Aid for Scientific Research

野平俊之, 基盤研究(A), 液体亜鉛陰極を利用した太陽電池用シリコンの新製造法

野平俊之, 挑戦的研究(萌芽), 二酸化炭素を原料とした革新的常圧ダイヤモンド電解合成法の開発

近藤敬子, 基盤研究(C), リグニンと多糖を分離する酵素の実バイオマスに対する活性および構造機能相関の解析

### 2. Others

野平俊之, (株) SOKEN, CO<sub>2</sub> 還元デバイスの原理検証に関する研究

野平俊之, (公財) かずさ DNA 研究所・本田技研工業(株), バイオマスの高エネルギー密度化研究

野平俊之, 新エネルギー・産業技術総合開発機構, 「高効率な資源循環システムを構築するためのリサイクル技術の研究開発事業」

野平俊之, 日本風力開発(株), 洋上風力等再エネにかかる水素関連技術動向とその連携の在り方に関する研究

野平俊之, 国際協力機構, JICA 研修員受入

## Publications

T. Yamamoto, A. Yadav, T. Nohira, Charge–Discharge Behavior of Graphite Negative Electrodes in FSA-Based Ionic Liquid Electrolytes: Comparative Study of Li-, Na-, K-Ion Systems, *Journal of the Electrochemical Society*, 169, 5, 050507, 2022

T. Kodaki, T. Kishiro, Y. Sugie, T. Nohira, Isolation of ionic liquid-tolerant *Saccharomyces cerevisiae* using adaptive laboratory evolution, and bioethanol production from cellulose in the presence of ionic liquids, *Journal of the Japan Institute of Energy*, 101, 4, 83-87, 2022

Y. Ma, K. Yasuda, T. Yamamoto, X. Yang, T. Nohira, Electrodeposition of Si from Silicate Ions at Graphite and Liquid Zn Electrodes in Molten CaCl<sub>2</sub>, *Journal of*

*the Electrochemical Society*, 169, 5, 052506, 2022

H. Hua, K. Yasuda, T. Nohira, Highly Efficient and Precise Electrolysis Separation of Dysprosium from Neodymium for Magnet Scrap Recycling in Molten Salt, *ACS Sustainable Chemistry & Engineering*, 10, 28, 9225-9231, 2022

Y. Ma, K. Yasuda, T. Nohira, Electrochemical Reduction of Silicate Ions at Liquid Zn Electrode in Molten NaCl–CaCl<sub>2</sub>, *Metallurgical and Materials Transactions B–Process Metallurgy and Materials Processing Science*, 53, 3602-3612, 2022

Y. Norikawa, M. Unoki, K. Yasuda, T. Nohira, Effects of Temperature, Ti(III) Ion Concentration, and Current Density on Electrodeposition of Ti Films in LiF–LiCl Melt, *Journal of the Electrochemical Society*, 169, 9, 092523, 2022

T. Nishida, Y. Fukunaka, T. Homma, T. Nohira, Galvanostatic Li Electrodeposition in LiTFSI-PC Electrolyte: Part II. Coupling Phenomena in Growth Process, *Journal of the Electrochemical Society*, 169, 9, 090529, 2022

T. Nishida, Y. Fukunaka, T. Homma, T. Nohira, Galvanostatic Li Electrodeposition in LiTFSI-PC Electrolyte: Part I. Effects of Current Density in Initial Stage, *Journal of the Electrochemical Society*, 169, 10, 100548, 2022

Y. Norikawa, A. Kondo, K. Yasuda, T. Nohira, Electrodeposition of crystalline Si in molten alkali metal fluoride–chloride mixtures: Comparative study of Li, Na, K, and Cs systems, *Electrochimica Acta*, 434, 1, 141255, 2022

Y. Norikawa, X. Meng, K. Yasuda, T. Nohira, Effect of Temperature on Crystal Structure of W Films Electrodeposited from Molten CsF–CsCl–WO<sub>3</sub>, *Journal of the Electrochemical Society*, 169, 10, 102506, 2022

T. P. Moffat, Y. S. Meng, T. Jacob, T. Nohira, Y. Fukunaka, Commentary—JES Focus Issue on Nucleation Growth: Measurements, Processes, and Materials, *Journal of the Electrochemical Society*, 169, 11, 110001, 2022

A. Yadav, H. Kobayashi, T. Yamamoto, T. Nohira, Electrochemical Rubidium Storage Behavior of Graphite in Ionic Liquid Electrolyte, *Electrochemistry*, 91, 1, 017002, 2023

T. Nikaido, A. Yadav, T. Yamamoto, T. Nohira, Comparative Study on Charge–Discharge Behavior of Graphite

Positive Electrode in FSA- and FTA-Based Ionic Liquid Electrolytes with Different Alkali Metal Cations, *Journal of the Electrochemical Society*, 170, 2, 020526, 2023

Y. Norikawa, M. Iizuka, T. Nohira, Electrolytic Separation of Iodine from LiCl-KCl-LiBr-LiI Melt and Recovery of Iodine Gas with Copper, *ECS Transactions*, 109, 14, 165-173, 2022

H. Konishi, T. Takao, T. Oishi, T. Nohira, Y. Koizumi, Electrochemical Formation of Dy-Ni Alloys in a Molten Cesium Chloride System, *ECS Transactions*, 109, 14, 3-9, 2022

W. Moteki, Y. Norikawa, T. Nohira, Electrodeposition of Crystalline Si Using a Liquid Zn Electrode in Molten KF-KCl-K<sub>2</sub>SiF<sub>6</sub>, *ECS Transactions*, 109, 14, 225-234, 2022

K. Yasuda, T. Nohira, Electrochemical production of silicon, *High Temperature Materials and Processes*, 41, 1, 247-278, 2022

O.S. Eladl, Y. Yamaoki, K. Kondo, T. Nagata, M. Katahira, Detection of interaction between an RNA aptamer and its target compound in living human cells using 2D in-cell NMR., *Chemical Communications*, 59, 102-105, 2022

Y. Yamaoki, T. Nagata, K. Kondo, T. Sakamoto, S. Takami, M. Katahira, Shedding light on the base-pair opening dynamics of nucleic acids in living human cells, *Nature Communications*, 13, 7143, 2022

T. Mori, N. Masuzawa, K. Kondo, Y. Nakanishi, S. Chida, D. Uehara, M. Katahira, M. Takeda, A heterodimeric hyaluronate lyase secreted by the activated sludge bacterium *Halicomonobacter hydrossis*, *Bioscience, Biotechnology, and Biochemistry*, 87, 3, 256-266, 2023

## Presentations

Y. Norikawa, X. Meng, K. Yasuda, T. Nohira, Effect of Temperature on the Crystal Structure and Surface Morphology of W Films Electrodeposited from CsF-CsCl Eutectic Melt, 241st ECS Meeting, Vancouver Convention Center / Online, 2022.5. 29-6.2

Y. Norikawa, K. Yasuda, T. Nohira, Effect of Temperature on Grain Growth during Ti Electrodeposition in LiF-LiCl Eutectic Melt, 241st ECS Meeting, Vancouver Convention Center / Online, 2022.5. 29-6.2

石尾吉史, 眞鍋光毅, 山本貴之, 野平俊之, その場ラマン分光を用いたナトリウム二次電池の性能向

上要因の解析, 第 92 回マテリアルズ・テラリング研究会, 財団法人 加藤山崎教育基金 軽井沢研修所, 2022.8.5-7

茂木 渉, 法川 勇太郎, 野平 俊之, 熔融 KF-KCl-K<sub>2</sub>SiF<sub>6</sub> 中における液体 Zn 電極を用いた結晶性 Si 電析に与える電気量の影響, 第 92 回マテリアルズ・テラリング研究会, 財団法人 加藤山崎教育基金 軽井沢研修所, 2022.8.5-7

王昊琛, 孟憲鐸, 法川 勇太郎, 野平 俊之, Electrodeposition of Smooth Tungsten Films in Molten CsF-CsCl-WO<sub>3</sub>, 第 92 回マテリアルズ・テラリング研究会, 財団法人 加藤山崎教育基金 軽井沢研修所, 2022.8.5-7

Y. Itoda, H. Usui, Y. Domi, T. Yamamoto, T. Nohira, K. Matsumoto, R. Hagiwara, H. Sakaguchi, The Effects of Solid Solution Strengthening of Bi-Sb Alloy on Anode Properties of Sodium Ion Batteries, The 13th International Symposium of Advanced Energy Science, Online, 2022.9.5-7

N. Wada, Y. Domi, H. Usui, T. Yamamoto, T. Nohira, H. Sakaguchi, Anode Properties of LaSb/Sb Composite Electrodes for Potassium-Ion Battery, The 13th International Symposium of Advanced Energy Science, Online, 2022.9.5-7

Y. Itoda, H. Usui, Y. Domi, T. Yamamoto, T. Nohira, K. Matsumoto, R. Hagiwara, H. Sakaguchi, Development of Anode/Electrolyte Interface for Advanced Na-Ion Battery, The 13th International Symposium of Advanced Energy Science, Online, 2022.9.5-7

N. Wada, Y. Domi, H. Usui, T. Yamamoto, T. Nohira, H. Sakaguchi, Study on Development of Compound-Based Anode for K-Ion Battery and on Compatibility with Ionic Liquid Electrolyte, The 13th International Symposium of Advanced Energy Science, Online, 2022.9.5-7

K. Jiao, T. Yamamoto, T. Nohira, KFeO<sub>2</sub> positive electrode for K-ion battery using an FSA-based ionic liquid electrolyte, The 13th International Symposium of Advanced Energy Science, Online, 2022.9.5-7

A. Yadav, H. Kobayashi, T. Nikaido, T. Yamamoto, T. Nohira, Potassium-based Dual-Carbon Battery Using FTA-based Ionic Liquid Electrolytes, The 13th International Symposium of Advanced Energy Science, Online, 2022.9.5-7

W. Moteki, Y. Norikawa, T. Nohira, Electrodeposition of Crystalline Si at a Liquid Zn Electrode in KF-KCl Molten Salt: Effect of the Charge Passed, The 13th International Symposium of Advanced Energy Science, Online,

2022.9.5-7

Y. Katasho, Y. Norikawa, T. Oishi, T. Nohira, Spectroscopic measurement of boron species in molten salt, The 13th International Symposium of Advanced Energy Science, Online, 2022.9.5-7

堀場由梨奈, 法川勇太郎, 野平俊之, 熔融 LiCl-KCl-K<sub>2</sub>CO<sub>3</sub>-KOH 系におけるダイヤモンド電解合成に向けた炭素電析の最適化, 第 54 回熔融塩化学討論会, ハイブリッド開催, 2022.9.29-30

王昊琛, 孟憲鐸, 法川勇太郎, 野平俊之, 熔融 CsF-CsCl-WO<sub>3</sub> 中で得られる電析W膜の結晶構造に与える酸素の影響, 第 54 回熔融塩化学討論会, ハイブリッド開催, 2022.9.29-30

茂木 涉, 法川勇太郎, 野平俊之, 熔融 KF-KCl-K<sub>2</sub>SiF<sub>6</sub> 中における液体 Zn 電極を用いた, 第 54 回熔融塩化学討論会, ハイブリッド開催, 2022.9.29-30

W. Moteki, Y. Norikawa, T. Nohira, Electrodeposition of Crystalline Si Using a Liquid Zn Electrode in Molten KF-KCl-K<sub>2</sub>SiF<sub>6</sub>, The 242nd ECS Meeting, Hilton Atlanta, 2022.10.9-13

Y. Norikawa, M. Iizuka, T. Nohira, Electrolytic Separation of Iodine from LiCl-KCl-LiBr-LiI Melt and Recovery of Iodine Gas with Copper, The 242nd ECS Meeting, Hilton Atlanta, 2022.10.9-13

小林大展, Alisha Yadav, 山本貴之, 野平俊之, イオン液体中におけるアルカリ金属-グラファイト層間化合物の電気化学的生成挙動, 第 63 回電池討論会, 福岡国際会議場/Online, 2022.11.8-10

二階堂貴文, 山本貴之, 野平俊之, 異なるイオン液体中におけるグラファイトへのアミドアニオン挿入脱離挙動の比較検討, 第 63 回電池討論会, 福岡国際会議場/Online, 2022.11.8-10

石尾吉史, 山本貴之, 野平俊之, イオン液体を用いた Na 二次電池の正極/電解液界面のその場ラマン分光分析, 第 63 回電池討論会, 福岡国際会議場/Online, 2022.11.8-10

後藤啓太, 川口健次, 野平俊之, 熔融 KOH-H<sub>2</sub>O 系を用いた新規高温アルカリ水電解, 第 46 回電解技術討論会, コンパルホール (大分) /Online, 2022.11.17-18

和田直也, 道見康弘, 薄井洋行, 山本貴之, 野平俊之, 坂口裕樹, LaSb と Sb からなるコンポジット電極のカリウムイオン電池負極特性, 鳥取大学工学部附属 GSC 研究センター創立 10 周年記念シンポジ

ウム, 鳥取大学/Online, 2022.12.5

二階堂貴文, 山本貴之, 野平俊之, 異なるアミド系イオン液体中におけるグラファイト正極挙動の比較検討, 2022 年度第 3 回関西電気化学研究会, Online, 2022.12.10

堀場由梨奈, 法川勇太郎, 野平俊之, 熔融 LiCl-KCl 中における CO<sub>2</sub> と H<sub>2</sub>O を原料としたダイヤモンド電解合成, 2022 年度第 3 回関西電気化学研究会, Online, 2022.12.10

川口健次, 野平俊之, 熔融 LiF-CaF<sub>2</sub>-NdF<sub>3</sub>-DyF<sub>3</sub> 中における Nd-Dy-Fe 合金の電気化学的生成, 電気化学会第 90 回大会, 東北工業大学/Online, 2023.3.27-29

山本貴之, 二階堂貴文, 小林大展, ヤダヴ アリシヤ, 野平俊之, アミド系イオン液体電解質を用いたデュアルカーボン電池の開発, 電気化学会第 90 回大会, 東北工業大学/Online, 2023.3.27-29

焦楷, 山本貴之, 木内久雄, 趙昊懂, 野平俊之, Charge-discharge behavior of KFeO<sub>2</sub> positive electrode for K-ion battery using an FSA-based ionic liquid electrolyte, 電気化学会第 90 回大会, 東北工業大学/Online, 2023.3.27-29

茂木 涉, 法川勇太郎, 野平俊之, 熔融 KF-KCl-K<sub>2</sub>SiF<sub>6</sub> 中における液体 Zn 電極を用いた結晶性 Si 電析: Si 基板上に電析で準備した Zn 膜電極を用いた検討, 電気化学会第 90 回大会, 東北工業大学/Online, 2023.3.27-29

石尾吉史, 山本貴之, 野平俊之, 高 Na+濃度イオン液体を用いた Na 二次電池における性能向上要因の検討, 電気化学会第 90 回大会, 東北工業大学/Online, 2023.3.27-29

後藤啓太, 川口健次, 野平俊之, 熔融 KOH-H<sub>2</sub>O 系における Ni 電極上での高温アルカリ水電解反応の速度論的解析, 電気化学会第 90 回大会, 東北工業大学/Online, 2023.3.27-29

王昊琛, 法川勇太郎, 野平俊之, 熔融 CsF-CsCl-WO<sub>3</sub>-Li<sub>2</sub>O 中におけるタングステン電析, 電気化学会第 90 回大会, 東北工業大学/Online, 2023.3.27-29

侯正陽, 茂木 涉, 法川勇太郎, 野平俊之, 熔融 KF-KCl-K<sub>2</sub>SiF<sub>6</sub> 中での Si 電析による p-n 接合 Si 膜の作製, 電気化学会第 90 回大会, 東北工業大学/Online, 2023.3.27-29

道見康弘, 薄井洋行, 栗谷和希, 西川慶, 山本貴之, 野平俊之, 坂口裕樹, カリウムイオン電池用アンチモン合金負極の創製, 電気化学会第 90 回大会, 東



北工業大学/Online, 2023.3.27-29

名合虎之介, 法川勇太郎, 松島永佳, 野平俊之, 上田幹人, 溶解 LiCl-KCl-LiD-LiH 系での電解を用いた重水素同位体分離, 電気化学会第 90 回大会, 東北工業大学/Online, 2023.3.27-29

Y. Yamaoki, O. Eladl, K. Kondo, T. Sakamoto, T. Nagata, M. Katahira, Investigation of the structural dynamics and interactions of RNAs in living human cells by in-cell NMR, The 23rd Annual Meeting of the RNA Society of Japan, Miyako Messe, 2022.7.20-22

八木勇成, 近藤敬子, Huyen Nguyen, 井関優侑, 奥岡奈宜, 渡辺隆司, 三上文三, 永田崇, 片平正人, 結晶性セルロースの分解におけるセルラーゼと選択的的白色腐朽菌由来 LPMO9 のシナジー効果, セルロース学会第 29 回年次大会, 金沢市文化ホール, 2022.7.21-22

小林直子, 橋爪知弘, 近藤敬子, 片平正人, 北山健司, 渡辺隆司, リグノセルロースの有機酸可溶化とバイオマスペーパーの構造特性解析, セルロース学会第 29 回年次大会, 金沢市文化ホール, 2022.7.21-22

T. Saito, Y. Qiao, W. Osugi, K. Kondo, M. Katahira, M. Takeda, Fermentation of cellulase-aminating reagent via carbon fixation, The 13th International Symposium of Advanced Energy Science, Kyoto University, 2022.9.5-7

R. Kurokawa, Y. Yoneda, N. Ueda, Y. Yamaoki, K. Kondo, T. Nagata, M. Katahira, NMR analysis on regulation of the RNA-binding protein TLS-induced phase separation via methylated RNA, The 13th International Symposium of Advanced Energy Science, Kyoto University, 2022.9.5-7

H. Nishimura, K. Saito, N. Kobayashi, M. Sano, Y. Iseki, Y. Mizukoshi, Y. Minami, T. Hashizume, K. Kondo, M. Katahira, T. Watanabe, Structural analysis of lignocellulosic biomass by NMR spectroscopy toward decarbonized society, The 13th International Symposium of Advanced Energy Science, Kyoto University, 2022.9.5-7

S. Waga, K. Kamba, Y. Yamaoki, A. Eladl, S. Hoshina, H. Horinouchi, K. Kondo, T. Nagata, M. Katahira, Structural basis of DNA recognition by the replication initiator ORC, The 13th International Symposium of Advanced Energy Science, Kyoto University, 2022.9.5-7

H. Morita, S. Chida, M. Takato, K. Kondo, M. Katahira, M. Takeda, Enzymatic degradation of a cellulose-aminating polysaccharide, glucosaminoglycan, Ac-

tive Enzyme Molecule 2022, Toyama Prefectural University, 2022.9.30-10.1

千田舜, 森田大貴, 高遠昌樹, 近藤敬子, 片平正人, 武田穰, キトサナーゼによるグルコース-グルコサミン  $\beta$ -1, 4 交互共重合体の分解, 第 74 回日本生物工学会大会, Online, 2022.10.17-20

Y. Yamaoki, E. Eladl, K. Kondo, T. Sakamoto, T. Nagata, M. Katahira, Base-pair opening dynamics of nucleic acids in living human cells studied by in-cell NMR, International Symposium on Nucleic Acids Chemistry 2022 (ISNAC2022), Tokyo University of Science Katsushika Campus, 2022.11.2-4

山置佑大, 永田崇, 近藤敬子, 阪本知樹, Eladl Omar, 片平正人, In-cell NMR 法によるヒト生細胞内における核酸の塩基対開閉ダイナミクスの解析, 第 61 回 NMR 討論会, 高知県立県民文化ホール, 2022.11.8-10

小林直子, 橋爪知弘, 近藤敬子, 片平正人, 北山健司, 渡辺隆司, リグノセルロースの有機酸可溶化とバイオマスフィルムの構造特性解析, 第 67 回リグニン討論会, Online, 2022.11.10-11

山置佑大, 永田崇, 川上愛加, 阪本知樹, Eladl Omar, 近藤敬子, 片平正人, NMR 法による核酸のコンデンセートおよびヒト生細胞内における核酸の塩基対開閉ダイナミクスの解析, 第 45 回日本分子生物学会, 幕張メッセ, 2022.11.30-12.2

川上愛加, 山置佑大, 近藤敬子, 阪本知樹, 永田崇, 片平正人, 核酸から成る液滴の NMR 法を用いた物理化学的解析, 第 45 回日本分子生物学会, 幕張メッセ, 2022.11.30-12.2

P. Apisan, K. Kondo, T. Nagata, M. Katahira, Co-displaying of xylanase and feruloyl esterase on the *Pichia pastoris* cell surface, The 73rd Annual Meeting Japan Wood research Society, Fukuoka University Kyushu University, 2023.3.14-16

Teo Kenneth, 近藤敬子, 渡辺隆司, 永田崇, 片平正人, マンガンペルオキシダーゼ触媒によるフェノールリグニン二量体の変換の分子レベルでの解明, 第 73 回日本木材学会大会, 福岡大学 九州大学, 2023.3.14-16

井関優侑, 奥岡奈宜, 橋爪知弘, 近藤敬子, 永田崇, 片平正人, 渡辺隆司, *Ceriporiopsis subvermispora* 由来溶解性多糖モノオキシゲナーゼのセルロース解重合反応の解析, 第 73 回日本木材学会大会, 福岡大学 九州大学, 2023.3.14-16

小林直子, 橋爪智弘, 近藤敬子, 片平正人, 北山健

司, 渡辺隆司, リグノセルロースの有機酸可溶化とバイオマスフィルム of 構造特性解析, 第 73 回日本木材学会大会, 福岡大学 九州大学, 2023.3.14-16

内田貴己, 徳永有希, 永田崇, 近藤敬子, 片平正人, 渡辺隆司, *Trichoderma reesei* Cel7A のセルラーゼ糖質結合モジュールと人工リグニンの相互作用解析, 第 73 回日本木材学会大会, 福岡大学 九州大学, 2023.3.14-16

斉藤朝昌, 大杉航, 近藤敬子, 片平正人, 武田穰, 硫化水素存在下での従属栄養および独立栄養によるセルロースアミノ化剤の発酵生産, 日本農芸化学会 2023 年度広島大会, Online, 2023.3.14-17

小林直子, 橋爪智弘, 近藤敬子, 片平正人, 北山健司, 渡辺隆司, リグノセルロースの有機酸可溶化とバイオマスフィルム of 構造特性解析, 日本化学会第 103 春季年会, 東京理科大学, 2023.3.22-25



## **3-2. AWARD**

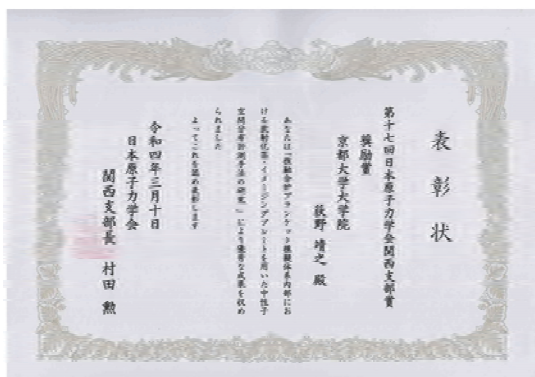


## Incentive Award in the 17th AESJ Kansai meeting

Advanced Atomic Energy Research Section  
Yasuyuki Ogino (D3)

The 17th Atomic Energy Society of Japan (AESJ) Kansai meeting, which was sponsored by the Kansai Branch of AESJ, was held on 10<sup>th</sup> March 2022 online. This event provides young researchers and students in the field of nuclear fission and fusion science and engineering and surrounding area an opportunity to present their works.

Mr. Yasuyuki Ogino (D3) attended and made an oral presentation on the title of “Methodology research of neutron distribution measurement inside the fusion blanket mock-up using activation foils and an imaging plate”. He presented the method and analysed results of neutron distribution measurement inside the fusion blanket mock-up using various material foils, an imaging plate, and the compact DD fusion neutron source. In this meeting, he received the Incentive Award from the Kansai Branch of AESJ.



## Poster Award in the 2nd IAE Student Research Presentation meeting

Advanced Atomic Energy Research Section  
Fu Nomoto (M2)

The 2<sup>nd</sup> IAE Student Research Presentation meeting, which was sponsored by the Institute of Advanced Energy (Kyoto University), was held on December 16 (Fri.).

Mr. Fu Nomoto (M2) attended and made a poster presentation on the topic of “Electrochemical purification in fusion liquid blanket (in Japanese)”. The following is an overview of presentation.

Liquid lithium lead eutectic alloy (Li-Pb), a candidate of tritium breeding material in a fusion blanket, is easy to contain bismuth (Bi) as an initial impurity or transmutation product from lead (Pb). In this research, an electrochemical method using chloride molten salt was employed to reduce Bi.

He received the Poster Award from Institute of Advanced Energy, Kyoto University. The criteria for judging posters are as follows. 1. Is it easy to understand for people in other fields? 2. Positioning of the research 3. Questions and answers 4. Poster Preview Presentation.




## Shimadzu Research Promotion Award (Shimadzu Science Foundation)

Functional Materials Science and Engineering  
Research Section  
Yuhei Miyauchi (Professor)

Professor Yuhei Miyauchi was awarded Shimadzu Research Promotion Award from Shimadzu Science Foundation on February 20th, 2023. The award is given to researchers under the age of 45 belonging to research institutions in Japan who have achieved original results in basic research and applied/practical research in the fields of science and technology, mainly in the area of scientific instrumentation, and whose research is expected to be further developed. He was awarded the award on the achievements of “Measurements of Novel Thermal Effects in Exciton Emission of Carbon Nanotubes”.

In his award lecture, which was held on February 20th, 2023 at Hotel Okura Kyoto, he presented his achievements on clarifying mechanism of thermalization suppression and brightening of excitons in carbon nanotubes (CNTs) on dimensionality modification, discovery of thermal up-conversion luminescence phenomena and ultra-narrowband exciton thermal radiation phenomena in CNTs. These achievements opened new opportunities for applications of carbon nanotubes in future quantum photonics, bioimaging, and energy engineering fields.



## Iijima Award for Young Scientists in the 63<sup>rd</sup> Fullerenes-Nanotubes-Graphene General Symposium

Functional Materials Science and Engineering  
Research Section  
Akira Takakura (Program-specific researcher)

In the 63rd Fullerenes-Nanotubes-Graphene General Symposium which was held on August 31<sup>st</sup>-September 2<sup>nd</sup>, 2022 at Tokyo Metropolitan University, Dr. Akira Takakura made an oral presentation on the topic of “Efficient coalescence of carbon nanotubes with preserved chiral angles” and he received the Iijima Award for Young Scientists. The award was established by The Fullerenes, Nanotubes and Graphene (FNTG) Research Society in order to recognize superior symposium presentations by young researchers (in principle, 40 years of age or younger).



**The 1st Place Award of the Engineering Ceramics Division (ECD) Best Poster Awards (The ECD of The American Ceramic Society)**

**Functional Materials Science and Engineering Research Section  
Hiroyuki Sakai (M2)**

The poster “Effect of eutectic reaction on RE-silicate formation by surface modification of SiC” presented during the 46th International Conference on Advanced Ceramics & Composites Virtual Meeting held in January 2022, has received the 1st Place Award of the ECD Best Poster Awards. The award consists of a \$500 prize, a certificate and complimentary ACerS Global Graduate Researcher Network (GGRN) membership.

The award ceremonies were held during the plenary session of the 47th International Conference on Advanced Ceramics & Composites, held in Daytona Beach, Florida in January 2023.



**Award for Distinguished Activity (FY2022), Japan Society of Maintenology**

**Advanced Energy Structural Materials Research Section  
Kazunori Morishita (Associate Professor)**

Dr. Kazunori Morishita was awarded for his many years of distinguished activities from the Japan Society of Maintenology on July 13, 2022. This award is annually given to those who have made a remarkable contribution to the activities of the Society, both in Japan and overseas. It includes contributions to business promotion, business operation, membership services, education related to the maintenology, and human resource development. This year, his continuous research and educational activities on nuclear materials, his great contribution to the extensive management of the society, and also his recent special efforts to establish the West Japan Branch of the society, were highly acclaimed. The award ceremony was held on the first day of the annual meeting of the society held at Kyoto University Clock Tower Centennial Hall.





## 2022 Distinguished Achievement Award, Materials Science and Tehnology Division, Atomic Energy Society of Japan

Advanced Energy Structural Materials  
Research Section  
Kazunori Morishita (Associate Professor)

Dr. Kazunori Morishita was awarded for his distinguished research activities from Materials Science and Technology Division, the Atomic Energy Society of Japan. This award is annually given to the member who has made outstanding contributions and achievements in the field of nuclear energy materials research. This year, his many years of great contributions to the research and education on nuclear materials, especially his unique multiscale modeling research efforts to elucidate the irradiation damage process in nuclear materials, were highly acclaimed. The award ceremony was held on September 8, 2022 at the annual division meeting held at Ibaraki University.



## Student Session Outstanding Achievement Award in the Japan Society of Maintenology (Prize for Creativeness)

Advanced Energy Structural Materials  
Research Section  
Yuting Chen (D3)

The Japan Society of Maintenology was founded in 2003 to establish “Maintenology” of nuclear power plants, other complex artifacts, and the natural environments, emerged by collecting a wide variety of information and knowledge of engineering, technology, natural science, sociology.

At 2022 annual meeting of this society held at Kyoto University on July 15, 2022, Ms. Yuting Chen gave the oral and poster presentations on "Molecular dynamics simulation study of non-equilibrium defect formation in iron under Irradiation". Their efforts to find new defect generation mechanisms were highly evaluated, and her presentation eventually won the Student Session Award (“Prize for creativeness”).



### Student Session Outstanding Achievement Award in the Japan Society of Maintenology (*Grand prize*)

Advanced Energy Structural Materials  
Research Section  
Zhu Liangfan (D1)

The Japan Society of Maintenology was founded in 2003 to establish “Maintenology” of nuclear power plants, other complex artifacts, and the natural environments, emerged by collecting a wide variety of information and knowledge of engineering, technology, natural science, sociology.

At 2022 annual meeting of this society held at Kyoto University on July 15, 2022, Mr. Liangfan Zhu gave the oral and poster presentations on "Modeling on the formation of solute atom clusters in RPV steel due to irradiation". Their efforts to explore the new methodology to establish irradiation correlation rules were highly focused, and his presentation eventually won the Student Session Award, “Grand prize”.



### Student Session Outstanding Achievement Award in the Japan Society of Maintenology (*Prize for encouragement*)

Advanced Energy Structural Materials  
Research Section  
Yuuki Hamasaki (M2)

The Japan Society of Maintenology was founded in 2003 to establish “Maintenology” of nuclear power plants, other complex artifacts, and the natural environments, emerged by collecting a wide variety of information and knowledge of engineering, technology, natural science, sociology.

At 2022 annual meeting of this society held at Kyoto University on July 15, 2022, Mr. Yuuki Hamasaki gave the oral and poster presentations on "Challenges to develop the new device “dister” consisting of a LED and a light receiving element”. Their efforts to explore the new energy device were interested, and his presentation eventually won the Student Session Award (“Prize for encouragement”).



**Student Poster Session Outstanding Achievement Award in the Atomic Energy Society of Japan Student Network**

**Advanced Energy Structural Materials  
Research Section  
Zhu Liangfan (D1)**

The Atomic Energy Society of Japan was founded in 1959 as the only organization in Japan that aims to contribute towards progress in the development of atomic energy by seeking academic and technological advances pertaining to the peaceful use of atomic energy. In the 2023 Annual Spring Meeting held at the University of Tokyo, Mr. Zhu made a poster presentation on their effort on “Statistical evaluation of non-equilibrium defect formation in Fe under neutron irradiation”, and received the Student Session Outstanding Achievement Award for their creative research using statistics. (Photo below: Zhu is second from the right in the first row).



**2022 Best Figure Prize, Materials Science and Technology Division, Atomic Energy Society of Japan**

**Advanced Energy Structural Materials  
Research Section  
Yuting Chen (D3)**


Ms. Yuting Chen was awarded for the 2022 Best Figure Prize from Materials Science and Technology Division, Atomic Energy Society of Japan. This award is annually given to those who have taken academic drawings that are considered to be a great impact on the progress of research on nuclear materials. This year, the movies captured in her molecular dynamics simulations in which the mechanism of athermal defect production in irradiated materials was investigated, were highly acclaimed. The award ceremony was held on March 15, 2023 at the annual division meeting held at the University of Tokyo.



**OPTICA Best Student Presentation Award  
(The 15th Pacific Rim Conference on Lasers and Electro-Optics)**

**Optical Nano-science Research Section  
Heejun Kim (D2)**

Mr. Heejun Kim (D2) was awarded OPTICA Best Student Presentation Award in the 15th Pacific Rim Conference on Lasers and Electro-Optics (CLEO Pacific Rim, CLEO-PR 2022) on August 3rd, 2022. The OPTICA Best Student Presentation Award is given to students who have presented outstanding academic results in the field of lasers and electro-optics. He was awarded this prize on the achievements of “Observation of Moire Exciton Dynamics in Twisted MoSe<sub>2</sub> - WSe<sub>2</sub> Heterobilayer”.



**Young Scientist Poster Award in the 62th Fullerenes Nanotubes and Graphene Research Society General Symposium**

**Optical Nano-science Research Section  
Duanfei Dong (M2)**

Mr. Duanfei Dong (M2) was awarded Young Scientist Poster Award in the 62th Fullerenes Nanotubes and Graphene Research Society General Symposium on September 31th, 2022. The Young Researcher's Award is given to students and young researchers who have presented outstanding academic results in the field of material science of fullerenes, nanotubes and graphene. He was awarded this prize on the achievements of “Electrically tunable moire trions in twisted WSe<sub>2</sub>/MoSe<sub>2</sub> heterobilayers” from the Fullerenes Nanotubes Graphene General Research Society. He was also selected Nanoscale Horizon Award from the Young Researcher's Award.



## Best Student Award in the 13th International Symposium of Advanced Energy Science

Optical Nano-science Research Section  
Masafumi Shimasaki (D6)

Mr. Masafumi Shimazaki (D6) was awarded Best Student Award in the 13th International Symposium of Advanced Energy Science on September 6th, 2022. The Best Student's Award is given to students and young researchers who have presented outstanding academic results in the field of advanced energy science. He was awarded this prize on the achievements of "Directional exciton energy transport via asymmetric energy landscape in lateral heteromonolayer WSe<sub>2</sub>-MoSe<sub>2</sub>".



## Research Encouragement Award at The 54<sup>th</sup> Symposium on Molten Salt Chemistry

Chemical Reaction Complex Processes  
Research Section  
Wataru Moteki (D1)

The 54th Molten Salt Symposium, which was organized by the Molten Salt Committee of the Electrochemical Society of Japan, was held on 29th September, 2022. The purpose of this event is to provide researchers and students in molten salt chemistry and related fields with opportunities to present their work and to promote academic and industrial development in the field.

Mr. Wataru Moteki (D1) attended the symposium and made an oral presentation entitled "Electrodeposition of Crystalline Si in Molten KF-KCl-K<sub>2</sub>SiF<sub>6</sub> Using Liquid Zn Electrode: Study Using Zn Film Electrodes Prepared on Graphite Plate Substrates by Electrodeposition". He received the Research Encouragement Award.



## Student Presentation Award at The 90th ECSJ Spring Meeting

**Chemical Reaction Complex Processes  
Research Section  
Wataru Moteki (D1)**

The 90th ECSJ Spring Meeting, which was sponsored by the Electrochemical Society of Japan, was held on March 27–29th, 2023. This event provides young researchers and students in the field of electrochemistry and its surrounding area an opportunity to present their works.

Mr. Wataru Moteki (D1) attended and made an oral presentation on the topic of “Electrodeposition of Crystalline Si in Molten  $\text{KF-KCl-K}_2\text{SiF}_6$  Using Liquid Zn Electrode: Study with Zn Film Electrodes Prepared on Silicon Plate Substrates by Electrodeposition”.

He received the Student Presentation Award from the Electrochemical Society of Japan.





## **4. JOINT USAGE/RESEARCH PROGRAM**







## Joint Usage/Research Center Program “Zero Emission Energy Research”

It is an urgent task to find out the best solutions against the energy and environmental problem for ensuring the sustainable society on the earth. The new energy system for this purpose has to be an environmentally friendly or ecological one. Here, we should consider not only the energy sources but also the efficiency in the each phase of energy usage. The former should have good quality and enough quantity. The latter should be considered including the so-called “three Rs (Reduce, Reuse and Recycle)” in the energy system;

- Reduce of energy consumption, environmental pollutant such as greenhouse gas, waste-heat, hazardous waste, etc.
- Reuse of waste heat/energy, etc.
- Recycle of fuel, etc.

In order to realize them, only the extension of the present technology is not enough. Interdisciplinary studies with innovative ideas are indispensable to realize the energy system for next generation.

We propose a new concept of Zero Emission Energy as a typical model of Advanced Energy. IAE Zero Emission Energy Research aims at the realization of environmentally friendly energy system for sustainable society with minimum emission of environmental pollutants and with maximum utilization of energy and resources. Since FY2011, we had operated a project, “Joint Usage/Research Program on Zero Emission Energy”, which is the program authorized by the MEXT. We have started the second term of the Program from FY2016 and the third phase in FY2022. Here, we aim to (1) promote interdisciplinary joint usage/research studies for Zero Emission Energy Science & Technology, (2) promote education & practical training for young researchers and (3) explore future horizon of Advanced Energy System for sustainable development. IAE provides many unique & attractive facilities for the Joint Usage/Research not only in the field of advanced plasma & quantum energy but also in the field of soft energy.

Many researchers have participated in this program. In FY2022 Joint Usage/Research collaborations of total 110 subjects (including two workshop) on Zero Emission Energy were performed with more than 350 visiting participants from 31 all-Japan Universities and Institutions including graduate/undergraduate students. Researchers from 5 foreign Universities also participated in the program. The results of these collaborations are summarized in a report “IAE Joint Usage/Research Program on Zero Emission Energy 2022”. The meeting to present some of remarkable

results obtained in FY2022 was held online on March 10, 2023. If you have interest to this collection, please contact to the Office of Zero Emission Energy Research.

In addition to the Joint Usage/Research collaborations, we organized “Kyoto University 125th Anniversary Commemorative Event, The 13th International Symposium of Advanced Energy Science -Research Activities on Zero-Emission Energy Network-” on September 5–7, 2022. This symposium was held as a hybrid event due to the COVID-19. This symposium consists of oral and ZE poster sessions, and satellite meeting. 324 scientists and students including 5 foreign and 6 domestic invited speakers participated in the symposium. At the student poster session, awards were given for outstanding presentations.

We are also operating “Zero Emission Energy Network” to share the knowledge of Advanced Energy and Zero Emission Energy with researchers in the fields of energy science and technology, since world-wide activities for Zero Emission Energy Research are indispensable for the realization of sustainable society.

In FY2022, the Integrated Research Center for Carbon Negative Science was established at the Institute under the new concept of energy science and engineering, which sprouted from zero-emission energy research. We will continue to promote high-quality research and high-quality collaborations in multidisciplinary academic fields and work closely with domestic and international research institutions to contribute to the related communities and to the enhancement of Japan’s research capabilities.



Poster of the 13<sup>th</sup> International Symposium

## List of Zero Emission Energy Joint Usage/Research Subjects in FY 2022

(Subject, Principal Researcher, IAE Key Person)

NMR approach toward elucidation of superflat aluminum electrodeposition mechanism, Atsushi Kitada, Masato Katahira

Development of Interface Design for Improvement of High Temperature Oxidation Properties of High Melting Point Diborides, Ryuta Kasada, Keisuke Mukai

Photoinduced electron-transfer reactions of photosensitizers bound to the active site of enzyme, Hiroshi Takashima, Eiji Nakata

Deactivation of SiC Unpaired Electrons by Hydrogen Termination and the Effects on Anti-corrosion, Sosuke Kondo, Kiyohiro Yabuuchi

Evaluation of irradiation resistance of high entropy compound superconductors, Naoko Oono, Kiyohiro Yabuuchi

Elucidation of redox status-dependent mitochondrial temperature fluctuation towards the development of energy production system mimicking mitochondria, Reiko Sakaguchi, Takashi Morii

Study on development of compound-based anode for K-ion battery and on compatibility with ionic liquid electrolyte, Yasuhiro Domi, Takayuki Yamamoto

Development of anode/electrolyte interface for advanced Na-ion battery, Hiroki Sakaguchi, Toshiyuki Nohira

Fermentation of cellulase-aminating reagent via carbon fixation, Minoru Takeda, Masato Katahira

NMR analysis on regulation of the RNA-binding protein TLS-induced phase separation via methylated RNA, Riki Kurokawa, Masato Katahira

Irradiation damage effect on plasma driven hydrogen isotope permeation for plasma facing materials, Yasuhisa Oya, Kiyohiro Yabuuchi

Combined effect of irradiation and corrosion on hydrogen isotope permeation behavior in functional coatings for fusion reactor blanket, Takumi Chikada, Kiyohiro Yabuuchi

Study of the surface modification layer of lithium ion electrolyte for electro dialysis, Kazuya Sasaki, Keisuke Mukai

Development of a low-density stacked CNT targets and generation of high-pressure gas by the high-power laser irradiation, Ryutaro Matsui, Kazunari Matsuda

Structure control of persistent materials by molecular vibrational excitation, Takayasu Kawasaki, Heishun Zen

Structural analysis of lignocellulosic biomass by NMR spectroscopy toward decarbonized society, Hiroshi Nishimura, Masato Katahira

Application of mode-selective phonon-excitation method in semiconductors of energy functionality with mid-infrared free-electron laser, Kan Hachiya, Hideaki Ohgaki

In-vitro investigation of safety and carotenoid-synthesis of Bacillus strains isolated from shrimp gut by whole genome sequencing for development of biomaterials applied in shrimp aquaculture, Nguyen Thi Van Anh, Yumiko Takatsuka

Generation of High intensity THz pulse by superposition of undulator superradiant, Shigeru Kashiwagi, Heishun Zen

Precision analysis of high-reactive  $\beta$ -1 structure in lignin for advanced biomass utilization, Yasuyuki Matsushita, Masato Katahira

Mid-infrared spectroscopy of Zintl-phase NaMgX (X=Bi,Sb) using Free-electron laser, Mamoru Kitaura, Heishun Zen

Structural basis of DNA recognition by the replication initiator ORC, Shou Waga, Masato Katahira

Study on optimization of alloying elements of tungsten alloys for improved irradiation tolerance, Shuhei Nogami, Kiyohiro Yabuuchi

Analysis of transition from axisymmetric torus to helical axis toroidal plasma, Akio Sanpei, Kazunobu Nagasaki

Dependence of the hardness increase caused by hydrogenation on irradiation temperature in ion-irradiated tungsten, Koichi Sato, Kiyohiro Yabuuchi

Identification of quadruplexes that can regulate gene expression, Yoichiro Tanaka, Takashi Nagata

Development of Solid-State Emitters Applicable to Luminescent Solar Concentrators, Masaki Shimizu, Hiroshi Sakaguchi

Study for the development of functional peptides controlling cell proliferation mechanism using NMR method, Hideki Kusunoki, Takashi Nagata

Determining the conditions of heat treatments for extending the lifetime of nuclear reactors, Yoshitaka Matsukawa, Kiyohiro Yabuuchi

Development of strong superconducting bulk magnets with high shape-flexibility, Takanori Motoki, Toshiteru Kii

Research on enzyme-free structural alteration of glycan by infrared free electron laser, Takashi Honda, Heishun Zen

Generation and sustainment of high-energy density plasmas via the interaction between high power laser and structured medium, Yasuaki Kishimoto, Hiroshi Sakaguchi

NMR analysis of artificial biomolecules that regulate the function of biomolecules, Taiichi Sakamoto, Takashi Nagata

Study of Hydrogen Isotope Separation Technology by Molten Salt, Hisayoshi Matsushima, Toshiyuki Nohira

Irradiation and Material Variables Dependence of Bubbles/Voids Formation in Fusion Reactor Structural Materials, Takuya Yamamoto, Kiyohiro Yabuuchi

Experimental verification of hydrogen adsorption and desorption behavior for advanced neutron multipliers, Jae Hwan KIM, Keisuke Mukai

Fabrication of functional organic thin films using infrared free electron pulsed laser deposition method, Takashi Nakajima, Heishun Zen

Analysis and Design of Electrode/Electrolyte Interface for All Solid State Battery, Ikuma Takahashi, Keisuke Mukai

Development of the crystalline cellulose degradation system consisting of the psychrophilic fungus-type hybrid enzymes., Masataka Horiuchi, Takashi Nagata

Analysis of processing mechanism in high polymer material by using infrared free electron laser, Jun Fujioka, Heishun Zen

Study of solvation structure and dynamics of room-temperature ionic liquids using MIR free-electron laser, Sakhorn Rimjaem, Hideaki Ohgaki

Measurement of scintillation response by fast neutron, Ken Ichi Fushimi, Keisuke Mukai

Study of nanomaterials toward efficient and high-performance energy conversion, Satoru Konabe, Yuhei Miyauchi

Hydrogen and helium mixed plasma irradiation effects on tungsten materials with rhenium, Yoshio Ueda, Kiyohiro Yabuuchi

Design of physical properties of atomic layer materials by interlayer stacking arrangement, Susumu Okada, Kazunari Matsuda

Influence of Alloying Elements on Radiation Damage Formation and Hydrogen Isotope Trapping in Tungsten, Yuji Hatano, Kiyohiro Yabuuchi

Highly efficient photochemical reactions induced by optimal laser pulses, Yukiyoshi Ohtsuki, Takashi Nakajima

Extension of operation regimes for advanced heliotron plasmas using stochastic electrostatic acceleration, Masayuki Yoshikawa, Shinji Kobayashi

Luminescent nanoporous diamond formed by anodization, Kazuhiro Fukami, Hiroshi Sakaguchi

Development of an RNA eiding oligonucleotide to regulate the production and utilization of biological energy, Masatora Fukuda, Takashi Morii

Nondestructive evaluation of residual elastic strain distribution around the interface between non-irradiated areas and ion irradiated area III, Tamaki Shibayama, Kiyohiro Yabuuchi

Structural studies on hierarchical molecular architectures created in microfluidic device, Munenori Numata, Eiji Nakata

Optimization of reactive oxygen radical production process by atmospheric pressure plasma irradiation, Hiroto Matsuura, Shinichiro Kado

Development of reduced activation high entropy materials for high energy reactor, Naoyuki Hashimoto, Kiyohiro Yabuuchi

Development of 3 dimensional radiative distribution measurement system using incoherent digital holography in Heliotron J., Hayato Kawazome, Shinichiro Kado

In-situ measurement of periodic nanostructures on semiconductor surface induced by mid-infrared free electron lasers, Masaki Hashida, Heishun Zen

A small-molecule-based technology for live-cell imaging of energy metabolism, Shin ichi Sato, Takashi Morii

Study of temporal evolution of amplified coherent edge radiation during free-electron laser oscillations, Norihiro Sei, Hideaki Ohgaki

Counting the number of mode-selectively excited phonon by observation of anti-Stokes/Stokes Raman scattering, Kyohei Yoshida, Hideaki Ohgaki

Development of a New Method for Controlling Thermal Radiation by Quantum Metamaterials, Atsushi Sakurai, Yuhei Miyauchi

Control of humidity sorption in porous molecular crystal by intense infrared rays, Hiroshi Yamagishi, Heishun Zen

Dissolution behavior and spectroscopic measurement of boron compounds in molten salt, Yumi Katasho, Yutaro Norikawa

Hydrogen isotope pick-up and retention in He-exposed W-Mo alloys, Enrique Jimenez Melero, Kiyohiro Yabuuchi

Development of novel guanine-tethered antisense oligonucleotides, Masaki Hagihara, Takashi Morii

Gas Ionization with Ultrafast Intense Long-Wavelength Infrared Pulses, Ryoichi Hajima, Heishun Zen

Impact of nonlinear effect on electron cyclotron current drive (ECCD) in tokamak fusion reactor, Kenji Tobita, Kazunobu Nagasaki

Study of minor element addition (Ni, Si) on irradiation hardening of pressure vessel model steels, Ken ichi Fukumoto, Kiyohiro Yabuuchi

Study on living radical polymer production process toward development of highly durable film for lower environmental load, Yusuke Miyake, Hiroshi Sakaguchi

Investigation of wavelength converted thermal radiation based on the vibrationals strong coupling, Tomohiro Fukushima, Taishi Nishihara

Integrated Nano-Calcium Carbonate Enhanced With Rare Earth Phosphates-Lanthanide in Improving Solar Panel Efficiency, Nasrudin Bin Abd Rahim, Hideaki Ohgaki

Surface Modification and Microstructure Control of Magnesium Alloys for Bio-signal Responsiveness, Takeshi Yabutsuka, Kiyohiro Yabuuchi

Synergistic effects of electronic excitation and displacement damage in oxide/nitride ceramics, Kazuhiro Yasuda, Kiyohiro Yabuuchi

Heavy-ion irradiation and post-irradiation annealing effects in explosion-welded CuCrZr/316LN joints for ITER application, Somei Ohnuki, Kiyohiro Yabuuchi

High-Fluence Irradiation Behavior of Reduced Activation Fusion Reactor Materials and its Mechanical Property, Masami Ando, Kiyohiro Yabuuchi

Contribution of infrared laser irradiation to diabetes-related pancreatic dysfunctions, Kazuhiro Nakamura, Heishun Zen

Research and development of enzymatic activity control using VHH antibody, Akifumi Takaori, Takashi Nagata

Study of PV Hybrid Energy Systems for Rural Electrification in Cambodia, Vannak Vai, Hideaki Ohgaki

Study of phonon and thermal properties of moire super lattice composed of layered materials, Shinichiro Mouri, Kazunari Matsuda

NMR analysis of the three-dimensional solution structure of the sequence-specific RNA-binding protein Musashi1 involved in translation control of the downstream target RNA, Takao Imai, Takashi Nagata

Elucidation of the novel competitive function between microorganisms of genus Rhizoctonia by genomic approach, Yuh Shiwa, Tomijiro Hara

Comparative study for antimicrobial activities among antimicrobial cyclic lipopeptide fengycin analogs, Kenji Yokota, Tomijiro Hara

Study of optical property of atomically thin layered materials using near-field scanning optical microscope, Masaru Sakai, Kazunari Matsuda

Study on advanced ICT-based maintenance technology for zero-emission energy infrastructure, Hidekazu Yoshikawa, Kazunori Morishita

Development of automated algorithms for high-speed camera image analysis, Nobuhiro Nishino, Shinichiro Kado

Mechanical property evaluation of solid-state welded ODS alloys, Sanghoon Noh, Kiyohiro Yabuuchi

Hydrogen pickup of ion irradiated Zr alloys, Hideo Watanabe, Kiyohiro Yabuuchi

Evaluation of oxide formation process in alloy powder of high chromium ODS steels, Noriyuki Iwata, Kiyohiro Yabuuchi

Elucidation of the shrimp growth promoting mechanisms of dietary supplementation with *Bacillus* spores, Tsuyoshi Ohira, Tomijiro Hara

Supramolecular assembling regulation of bacterial cell division protein FtsZ on DNA nanostructures, Akira Onoda, Eiji Nakata

Development of New Semiconductor Power Control Devices Aiming for Carbon Neutrality, Kensho Okamoto, Kazunori Morishita

Development of Design Methods for Leading Small Molecules by RNA Aptamers, Yousuke Katsuda, Takashi Morii

Ultra Sensitive Electrochemical Nucleic Acid Sensor, Kazushige Yamana, Takashi Morii

Analysis of reaction mechanism of haloacid dehalogenase, Takashi Nakamura, Takashi Morii

Developmental research on microbial community structure analysis and biopest applications in medicinal plant cultivation, Makoto Ueno, Tomijiro Hara

Small scale water purifier system for pesticides removal: case study hill tribe at Chang Rai province, Thailand, Pannipha Dokmaingam, Hideaki Ohgaki

Evaluation of thermal resistance at the interface of candidate materials for fusion reactor divertor, Masafumi Akiyoshi, Kiyohiro Yabuuchi

Study on emission process and evaluation of light outputs for novel scintillation materials using the one electron beam, Shunsuke Kurosawa, Hideaki Ohgaki

Deuterium desorption from heavy ion irradiated tungsten using isothermal desorption method, Naoko Ashikawa, Kiyohiro Yabuuchi

Development of a method for compositing  $\text{Li}_2\text{TiO}_3$  and nanocarbon by microwave irradiation, Sadatsugu Takayama, Keisuke Mukai

Fluorescence analyses of biomolecules and metals through signal amplification system, Ippei Takashima, Eiji Nakata

Interaction of LHD divertor plasma and irradiated tungsten, Mingzhong Zhao, Kiyohiro Yabuuchi

Radial Correlation Analysis on Edge Plasma Turbulence in a Toroidal Plasma and Its Dependence on Plasma Configuration, Yoshihiko Nagashima, Shinsuke Ohshima

The effect of ion beam irradiation on the properties of heavily doped nanocrystals, Masanori Sakamoto, Kiyohiro Yabuuchi

Study of ion irradiation effects on oxide dispersion strengthened ferritic steel, Jingjie SHEN, Kiyohiro Yabuuchi

Ionic conduction mechanism of lithium ion conductive LAGP- $\text{LaPO}_4$  composite, Shigeomi Takai, Takashi Morii

Effect of FEL irradiation on the efficiency of carbon dioxide fixation in bacterial cells, Tetsuro Kono, Hideaki Ohgaki

Analyses of Electroretinograms from Crayfish's Compound Eyes Evoked by KU-FEL Irradiation-2: Fast and Late Reaction, Fumio Shishikura, Hideaki Ohgaki

Distributed Workshop on "Physics and control of non-linear and non-equilibrium plasma based on the concept of broad-band energy science", Yasuaki Kishimoto, Kazunari Matsuda

Investigation for experimental simulation of space plasmas using magnetically confined configurations, Kenichi Nagaoka, Shinji Kobayashi

Public outreach activity of advanced energy science for carbon neutral, Hidekazu Yoshikawa, Kazunori Morishita



# **5. COLLABORATION WORKS IN THE LABORATORY FOR COMPLEX ENERGY PROCESSES**





# Collaboration Works in The Laboratory for Complex Energy Processes

## 1. Introduction

The laboratory was established for research on advanced energy by the collaborative projects among the researchers in the Institute of Advanced Energy to promote joint activity of our knowledge and wisdom to find solutions to these interdisciplinary energy/environmental problems. From such a viewpoint, the research targets of the laboratory are focused on two specific fields, (i) "advanced studies of science and technology on plasma energy and quantum energy" and (ii) "innovative studies of nano-bio functional materials for power generation". For this purpose, two sections (A2 and A3 mentioned below) are founded. In addition, A1 section promotes international or domestic collaborative research and assists activities such as academic meetings and seminars. In the fiscal year of 2022, although the pandemic of COVID-19 still had a significant impact on the actual implementation of the collaborative activity, strong advancement of the collaboration was achieved.

Despite the difficulty in organizing the cooperative research program, however, close connection between related research fields in the institute have yielded unique and interesting outcomes from the collaboration. The laboratory takes charge of organizing and promoting the cooperative research project as a center of research activity in the Institute. The research teams were formed by mostly young generation staffs and students in the institute lead by associate professor or assistant professor, and participated in specific projects to carry out their subjects. The cooperative research activities will be published in a publication edited in the laboratory at the end of the fiscal year. Management of the technical staffs for large scale equipment are also under the responsibility of the laboratory.

### A1 Division of International and Industrial Partnership

This division promotes international collaborative research on advanced energy to lead the field of energy science and technology as a worldwide pioneer. For this purpose, the symposium and the workshop organized by institution member are supported.

Although reduction of the risk of the infection was given the highest priority, meetings or exchanges were begun to restart.

### A2 Division of Plasma and Quantum Energy Research

This section promotes studies on advanced plasmas and quantum energy for realizing future energy systems, integrating plasma energy science and advanced energy material research. In particular, based on the results obtained in our related groups, we aim at extending the research fields and contributing to human society by utilizing the existing key devices such as Heliotron J, DuET, MUSTER and inertial electrostatic confinement (IEC) device, which have been developed in the institute.

### A3 Division of Soft Energy Science Research

This division promotes studies on emergent materials and systems for realizing next generation soft energy system. In particular, functional nano- and bio-materials to efficiently utilize solar energy and bio-energy are studied by integrating laser science, nanotechnology, and bio-technology. We aim at extending our research fields by utilizing the existing devices such as System for Creation and Functional Analysis of Catalytic Materials, SEMs, SPM, Solar Simulator, KU-FEL and various laser systems.

## 2. The cooperative research program

In the fiscal year of 2022, two categories were set up: (1) "Cooperative Research" for cross sectional research and (2) "Sprouting Research" for challenging research proposal by Assistant Professor. The submitted proposals were evaluated by the selection committee organized by a center director, a program chair and three division chairs. One "Cooperative Research" proposal and four "Sprouting Research" proposals were approved. The number of research subjects is listed in Table 1 according to the division. A brief summary of the cooperative research subjects carried out in FY2022 is shown in the next page.

**Table 1 Number of the accepted research subjects according to the division**  
The whole sum 5

Category			Total
A1	A2	A3	
4	1	4	9

The individual research subjects are as follows.

### **Supporting Activities on International and Industrial Collaborative Research**

#### **A1**

##### **“Organization of the 22<sup>nd</sup> young research seminar on NMR”**

- Y. Yamaoki, M. Katahira, T. Nagata, K. Kondo (Inst. Adv. Energy, Kyoto Univ.)

##### **“Support of 11th International Workshop on Infrared Microscopy and Spectroscopy with Accelerator Based Sources (WIRMS2022)”**

- H. Zen, H. Ohgaki, T. Kii (Inst. Adv. Energy, Kyoto Univ.)
- Y. Ikemoto (JASRI)
- S. Kimura (Osaka Univ.)
- E. Okamura (Kobe Univ.)
- A. Paarmman (Fritz Haber Institute)
- P. Dumas (Soleil Synchrotron)

##### **“Support of the collaboration research on “Occurrence and Characteristics of Microplastic Waste from Surface Roadside Soil in Selected Areas of Mon State” invited by the JSPS Core to Core program, “Kansai-Asia Platform of Advanced Analytical Technologies (KAPLAT)”**

- T. Morii, E. Nakata, L. Peng, H. Ohgaki (Inst. Adv. Energy, Kyoto Univ.)
- M.T. Tawng (Department of Chemistry, University of Yangon)

##### **“Support for the collaborative activity on fusion plasma and energy science between Japan and Thailand”**

- K. Nagasaki, H. Ohgaki, S. Inagaki (Inst. Adv. Energy, Kyoto Univ.)
- T. Onjun, S. Dangtip (Thailand Institute of Nuclear Technology).
- S. Pivsa-art, S. Pavasupree (Rajamangala University of Technology Thanyaburi)

### **Cooperative Research**

#### **A2**

##### **“Identification of polarization of radiation from energetic electrons in a laboratory magnetized plasma”**

- S. Inagaki, S. Kobayashi, K. Nagasaki, H. Ohgaki, T. Kii (Inst. Adv. Energy, Kyoto Univ.)

### **Sprouting Research**

#### **A3**

##### **“Mechanistic aspects for the modulation of scaffolded enzyme activity on DNA nanostructures”**

- L. Peng, T. Morii, E. Nakata (Inst. Adv. Energy, Kyoto Univ.)
- M. Nakabayashi, Y. Hui (Grad. Sch. Energy Sci., Kyoto Univ.)

##### **“Energy flux control of nanocomposite materials for non-concentrated sunlight utilization”**

- T. Nishihara (Inst. Adv. Energy, Kyoto Univ.)

##### **“Improvement of in-cell NMR technique utilizing isotopic labeling and dynamic nuclear polarization”**

- Y. Yamaoki, M. Katahira, T. Nagata (Inst. Adv. Energy, Kyoto Univ.)

##### **“On- surface synthesis of asymmetric graphene nanoribbon at low temperature for energy conversion material”**

- T. Kojima (Inst. Adv. Energy, Kyoto Univ.)

# The Laboratory Seminars

## Laboratory Seminars

The Laboratory promotes topical academic seminars in order to strengthen the research activities in each research section and to enhance the mutual cooperation among a lot of academic fields. In the fiscal year of 2022 the aims and progress reports of five cooperative researches were presented and discussed, as summarized below. The Laboratory also planned a symposium on April 7, 2023 for presentation of the cooperative research results in FY2022.

**(1) July 25, 2022**

**S. Inagaki**

**“Understanding the Universe with Millimeter Waves Radiated by High-Energy Electrons”**

Inst. Adv. Energy, Kyoto Univ.

**(2) August 31, 2022**

**L. Peng**

**“Mechanistic aspects for the modulation of scaffolded enzyme activity on DNA scaffold”**

Inst. Adv. Energy, Kyoto Univ.

**(3) September 21, 2022**

**T. Nishihara**

**“Energy flux control of nanocomposite materials for non-concentrated sunlight utilization”**

Inst. Adv. Energy, Kyoto Univ.

**(4) October 19, 2022**

**Y. Yamaoki**

**“Improvement of in-cell NMR technique utilizing isotopic labeling and dynamic nuclear polarization”**

Inst. Adv. Energy, Kyoto Univ.

**(5) February 15, 2023**

**T. Kojima**

**“Vectorial on-surface synthesis of polar 2D graphene nanoribbon crystals”**

Inst. Adv. Energy, Kyoto Univ.



**6. INTEGRATED RESEARCH  
CENTER FOR CARBON NEGATIVE  
SCIENCE**



# 2022 Activities

## Introduction

The center was established on August 2022 to promote research on Carbon Negative Science to accelerate the Carbon Neutral Society in 2050. Until now, the balance between emissions and absorption of carbon dioxide has been maintained. But rapid human activity since the Industrial Revolution has led to an imbalance between emissions and absorption of carbon dioxide and carbon dioxide mission has become excessive that causes serious impact on our planet, climate change. To return to a balanced state, it will be difficult to achieve with "Zero Emission" technology alone. It is necessary to create a new energy system by introducing more aggressive carbon dioxide fixation processes. The Integrated Research Center for Carbon Negative Science will work to develop such new carbon dioxide fixation technologies in collaboration with the Graduate School of Engineering and the Graduate School of Energy Science at Kyoto University. Among several carbon dioxide fixation technologies, the center focuses on 1) Solar Energy Utilization for CO<sub>2</sub> Capture and Conversion, 2) Conversion of CO<sub>2</sub> into Useful Substances, and 3) Biological Utilization of CO<sub>2</sub>.

The Center will also work on human resource development for "Carbon Negative Energy", which is a new concept at this time.

In this line, we set up three research projects, 1) Solar Energy Utilization for CO<sub>2</sub> Capture and Conversion, 2) Conversion of CO<sub>2</sub> into Useful Substances, 3) Biological Utilization of CO<sub>2</sub>, and preparation of the education system of "Carbon Negative Energy" in this year.

## 1. Solar Energy Utilization for CO<sub>2</sub> Capture and Conversion

The objective of this group is to establish novel science and technology for efficient solar energy utilization required for capturing CO<sub>2</sub> and/or converting CO<sub>2</sub> into valuable materials. Upcoming research projects of this group include studies on thermo-photophysical properties of nanocarbons for solar energy applications, effective use of long wavelength light using MIR-FEL, application of laser/light to highly efficient hydrogen production, photonics and its energy applications based on nanoscience, vectorial on-surface synthesis of 2D polymer crystal as high-performance energy materials, and materials design of metal-doped catalysts for conversion of parabens and/or other compounds. All these diverse projects aim to realize new energy conversion systems using solar energy.

## 2. Conversion of CO<sub>2</sub> into Useful Substances

In this project group, we aim to convert CO<sub>2</sub> into useful substances. As a conversion method, we are particularly interested in electrochemical methods. For example, when molten salts are used as electrolytes, there is the potential to convert CO<sub>2</sub> into a variety of value-added carbon materials, such as diamonds, carbon nanotubes, and graphite. Also, when aqueous solutions, organic solvents, or ionic liquids are used as electrolytes, CO<sub>2</sub> can be converted into methane, ethylene, and other products. We are studying the optimal electrolyte composition, temperature, electrolysis conditions, etc. to produce the objective value-added materials more selectively, more efficiently, and faster. We also aim to elucidate the reaction mechanism to develop appropriate electrocatalysts and novel electrolysis methods.

## 3. Biological Utilization of CO<sub>2</sub>

Research in this project focuses on bio-related methods, materials and enzymes with the goal to contribute to Carbon Negative Science. The scope of the research is wide, and includes the development of tools to better understand the biological cell and its energy conservation, and technology to enhance and/or prolong the activity of enzymes, particularly those related to CO<sub>2</sub>-fixation. Membranes, reactors and processes are being developed to enhance biomass utilization and develop efficient biorefineries. The identification of new microbial enzymes or metabolic pathways that can contribute to CO<sub>2</sub>-fixation is also a major goal. Although the individual groups may specialize in diverse areas of research, they share common goals, and collaborative research is ongoing to contribute towards developing a bio-based society.

## 4. Education Activity

This group reformed the existing undergraduate class, "Advanced Energy Science" to adopt the Carbon Negative Energy concept. The new lecture series will start in the 2<sup>nd</sup> semester of 2023. As the graduate level lecture course, the Graduate School of Energy Science prepared the "Socio-Environmental Energy Science I and II" to include "Carbon Negative Energy" in this year. We also advertise the concept of "Carbon Negative Energy" to the visitors to the institute.

## 5. Other activities

The center secured the collaborative research rooms, etc. and started maintaining the research infrastructures and equipment in the main building at Uji Campus. Specifically, they are Laboratory 1-5,






Fig. 1-1 STM



Fig. 1-2 GC-MS



Fig. 1-3 Waiting Room

Waiting Room 1-2, and Program-Specific Associate Professor's Room. The equipment includes STM, GC-MS, digital microscope, etc. as shown in Fig. 1-1, 1-2, 1-3.

## ICaNS Events

June: Abbreviated name ICaNS and the logo was decided

September 28 1st Steering Committee meeting

October 1: Appointed to a full time and concurrent professors

October 1: Program-Specific Associate Professor was appointed.

October 8: Opening Ceremony

March 10, 2023: Annual Activity Report Meeting

# **7. PROJECT WITH OTHER UNIVERSITIES AND ORGANIZATIONS**



## NIFS Bilateral Collaboration Research Program on Heliotron J

The Heliotron J group at IAE, Kyoto University has joined the Bilateral Collaboration Research Program managed by National Institute for Fusion Science (NIFS) since FY2004. This unique collaboration program promotes joint research bilaterally between NIFS and research institutes or research centers of universities that have facilities for nuclear fusion research. Under this collaboration scheme, the facilities operated in the different universities are open to all fusion researchers just as joint-use facilities of NIFS.

The main objective of the research in our Heliotron J group under this joint research program is to investigate experimentally/theoretically the transport and stability of fusion plasma in the advanced helical magnetic field and to improve the plasma performance through advanced helical-field control in Heliotron J. Picked up in FY2022 are the following seven key-topics; (1) magnetic configuration control for energy confinement, (2) Confinement improvement by hydrogen pellet injection, (3) relation between structure formation and plasma fluctuations in the core and peripheral region, (4) physics mechanism of hydrogen pellet ablation, (5) optimization of particle supply and heating scenario, (6) development of new technology in experiment and analysis.

Two results from this collaboration research in FY2022 are shortly reported below. The annual report for all the collaboration subjects in this program will be published by NIFS.

**Magnetic configuration control for energy confinement:** The energy confinement dependence on rotational conversion in Heliotron J shows a negative trend, which is inconsistent with the ISS04 scaling. As an indicator of neoclassical transport, the stored energy is studied against the effective helical ripple  $\varepsilon_{\text{eff}}$ . Although a negative dependence on  $\varepsilon_{\text{eff}}$  appears, such a dependence may be determined by a result at the lowest  $\varepsilon_{\text{eff}}$  configuration. If we exclude this configuration result, we obtain a weak regression with a evaluation coefficient of  $R^2 \sim 0.2$ , which means that the data for most of the configurations cannot be explained by  $\varepsilon_{\text{eff}}$ . The contribution of turbulent transport is under evaluation.

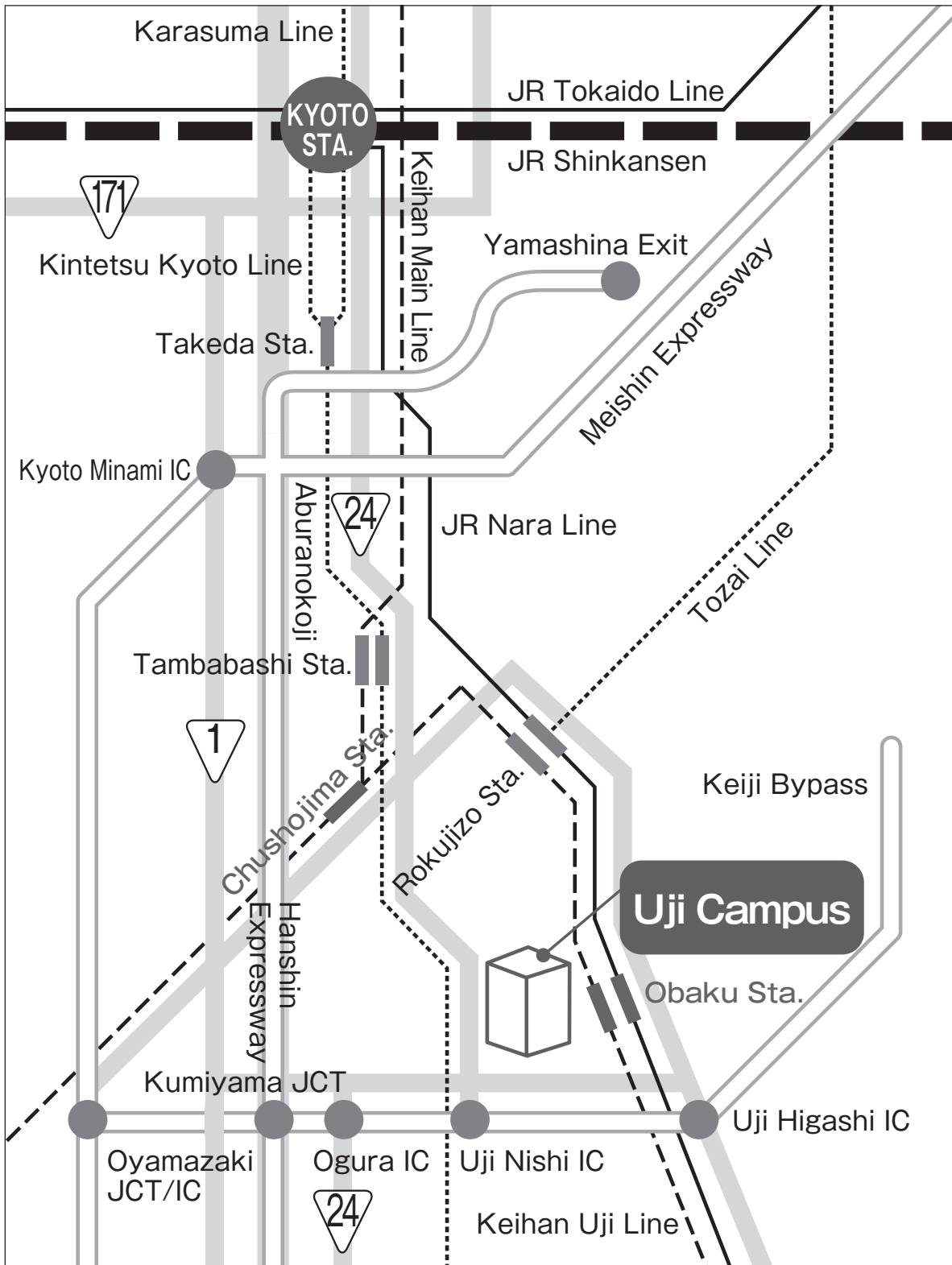
Control of the rotational transformation can change the position and width of magnetic islands produced at the rational surface. The period of the magnetic island structure ( $m/n=7/4, 8/4, 9/4$ ) can also be controlled by the rotational transform. When the magnetic island is shifted from the periphery to the core region, the confinement degradation is clearly visible in a certain range. A ultra-high-resolution ECE measured with a recently introduced ultra-fast oscilloscope in the GHz band enable us to observe the response to

modulated ECH in the magnetic island configuration. Probe measurements of the fluctuations at the magnetic island and electric field measurements using a Doppler reflectometer are also in progress.

In the magnetic configuration control experiments, a principal component analysis has been applied to study the relation among the parameters that characterize the confinement. The bumpiness scan experiment can be summarized as follows: the first component (PC1) is the plasma volume, the second one (PC2) is the rotational transform, and the third one (PC3) is a parameter related to bumpiness. This means that the rotational transform scan experiments can be controlled independently of the bumpiness and aspect ratio. This method will be a useful tool for analyzing the results of configuration control experiments in which many configuration parameters are interdependent.

**Physics mechanism during hydrogen pellet ablation:** The density of pellet ablation cloud can be measured from the Stark broadening of the emission lines of the Balmer series, which is the emission of hydrogen. In the near-infrared region, the Zeeman effect on the Doppler broadening and the Stark broadening are relatively large compared to the visible region, and this can be a particularly useful tool for medium-sized devices such as Heliotron J. The polarization separation measurement of helium atoms by Zeeman spectroscopy has been proved to be a useful tool. For Stark broadening, in addition to the conventional emission of  $H_{\beta}$  lines in the visible region, the Pa- $\alpha$  lines of the Paschen series in the near-infrared region have been used. The Stark broadening of the emission from the dissolved cloud passing through the line of sight has been measured using a small, simple near-infrared spectrometer, and is found to be slightly above the lower limit of the spectrometer ( $< 4 \times 10^{21} \text{ m}^{-3}$ ), which is about two orders of magnitude smaller than a reported value ( $\sim 10^{23} \text{ m}^{-3}$ ) in LHD. This means that measurements using multiple bandpass filters with different transparent bands are not applicable, suggesting the need for a different approach. Currently, we are developing i) a fast spectroscopy system to spatially track the density of the dissolved cloud through fast spectroscopy of the Stark broadening of the visible  $H_{\beta}$  line with increased resolution and using a high-speed camera, ii) a high-dispersion near-infrared spectroscopic diagnostic to simultaneously determine the Zeeman splitting, Stark broadening, and Doppler broadening, and iii) a near-infrared emission line intensity ratios to estimate the electron temperature of the ablation cloud.

## 8. HOW TO GET TO THE IAE





# 京都大学エネルギー理工学研究所 ANNUAL REPORT Institute of Advanced Energy, Kyoto University

---

Gokasho, Uji, Kyoto 611-0011 Japan  
Phone. +81-774-38-3400 Fax. +81-774-38-3411  
E-mail: [office@iae.kyoto-u.ac.jp](mailto:office@iae.kyoto-u.ac.jp)  
<http://www.iae.kyoto-u.ac.jp>

〒611-0011 京都府宇治市五ヶ庄  
TEL 0774-38-3400 FAX 0774-38-3411